

Kazakhstan
Edition

Family and Friends

2

Workbook



Scan for the
Student's website

[www.oup.com/elt/
familyandfriends/kazakhstan](http://www.oup.com/elt/familyandfriends/kazakhstan)

Naomi Simmons
Kamila Beibitbayeva

OXFORD
UNIVERSITY PRESS

Contents

Unit 1	All about me	4
	Culture: Friends' names	12
	Culture: Helping hands	13
Unit 2	My family and friends	14
Unit 3	My school	20
	Culture: Different places	26
	Culture: Reading signs/Where's it from?	27
Unit 4	The world around us	28
	Review 1	34
Unit 5	Health and body	38
	Culture: Special days	44
Unit 6	Traditions and customs	46
Unit 7	The natural environment	52
	Culture: What can animals do?	58
	Culture: Sea adventures	59
Unit 8	Travel	60
	Review 2 Altogether now	66
	Don't forget!	70

Lesson One Words

1 ★ Match.

1 Hello.

b

a I'm seven.

2 What's your name?

b Hi.

3 How are you?

c Bye.

4 How old are you?

d I'm fine, thank you.

5 Goodbye.

e My name's Alua.

2 ★ Find and circle the family words.

mum dad brother cousin grandma grandpa


3 ★★ Write your name. Circle the correct word and write.

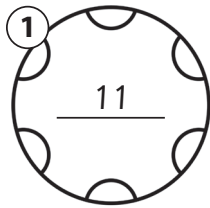
Then draw yourself.

1 My name's _____.

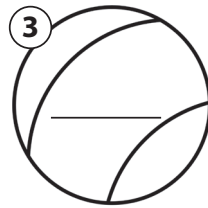

2 I'm _____.

six seven eight

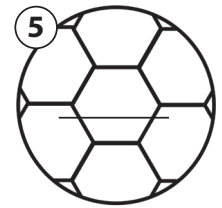



1  Write the missing words and numbers.fourteen ~~eleven~~ sixteen twelve twenty eighteen

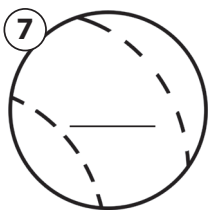

eleven



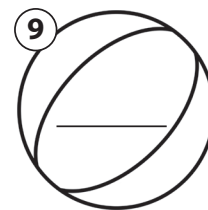

thirteen



fifteen



seventeen



nineteen





































2  Find and circle the days of the week. Write.Sunday Monday ~~Tuesday~~ Wednesday Thursday
Friday Saturday

T	S	a	t	u	r	d	a	y	S
h	★	★	★	★	★	★	★	★	u
u	★	T	u	e	s	d	a	y	n
r	★	F	r	i	d	a	y	★	d
s	★	★	★	★	★	★	★	★	a
d	W	e	d	n	e	s	d	a	y
a	★	★	★	★	★	★	★	★	★
y	★	★	★	M	o	n	d	a	y

Today is _____.

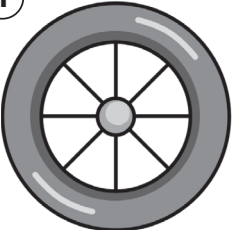
1 ★ What's next?
Look, draw and write.

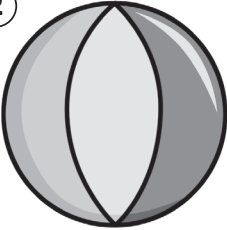
ride a bike ~~ride a horse~~ skate
skateboard play tennis play football

1							<u>ride a horse</u>
2							_____
3							_____
4							_____
5							_____
6							_____

2 ★★ Write the words in the correct box.

play tennis skateboard ~~ride a bike~~ skate play football

1  ride a bike

2  _____

1 ★ Look and circle.

①




Yes, he can. /
No, he can't.

②




Yes, she can. /
No, she can't.

③



Yes, they can. /
No, they can't.

④




Yes, they can. /
No, they can't.

⑤



Yes, she can. /
No, she can't.

⑥



Yes, he can. /
No, he can't.


2 ★★ Look again and complete.

- 1 _____ He _____ can ride a bike.
- 2 _____ can't skate.
- 3 _____ can play tennis.
- 4 _____ skateboard.
- 5 _____ swim.
- 6 _____ ride a horse.

3 ★★ Read and circle for you.

- 1 I can / can't ride a bike.
- 2 I can / can't skate.
- 3 I can / can't play football.

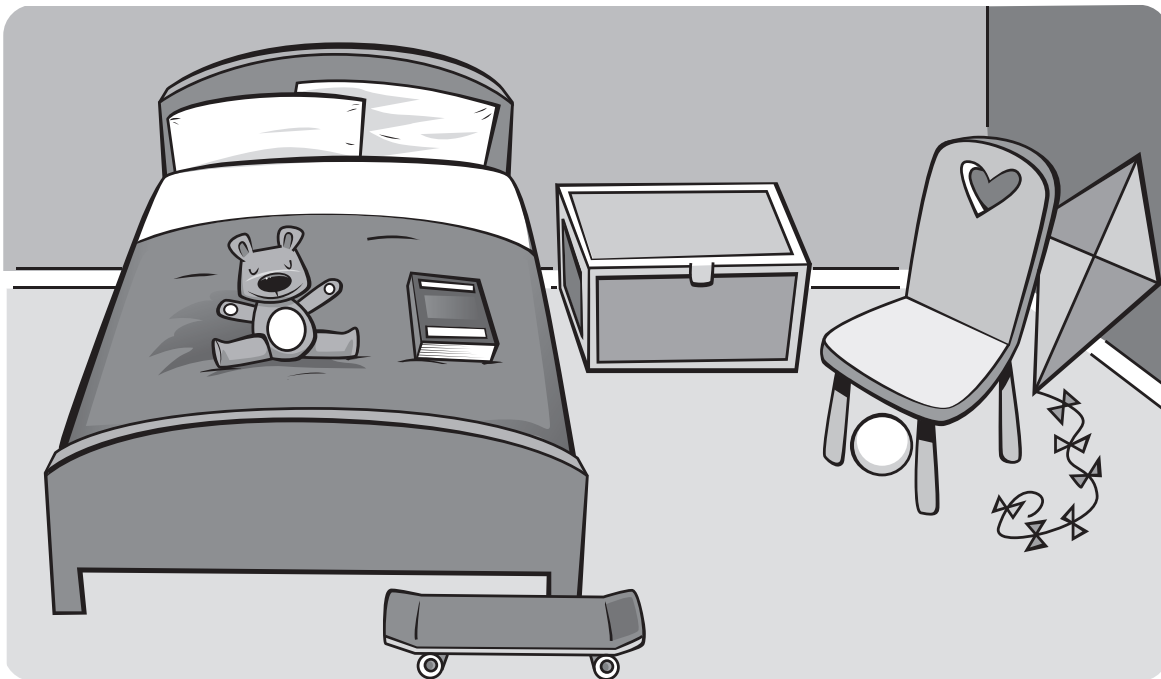
1 ★ Number the picture.



- ① ~~skirt~~
- ② scarf
- ③ gloves
- ④ jeans
- ⑤ boots
- ⑥ shirt

2 ★★ Look and write.

next to near in front of behind between




- 1 The chair is near the bed.
- 2 The book is _____ the teddy.
- 3 The kite is _____ the chair.
- 4 The skateboard is _____ the bed.
- 5 The toy box is _____ the bed and the chair.

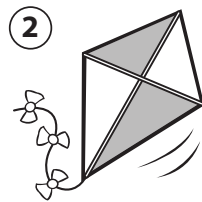
1 ★ Write the missing letters.




2 ★★ Say the word. Say the sound. Then circle the beginning letter.




b (h) g




l d k



g y j



o a c




r p g




o w u



t b d



g h y




t s z



o a e

3 ★★ Match the capital and small letters.



Skills Time!

Lesson Seven

1 ★ Read.

A Look at this bike. It's got two wheels and it's got two seats. You can sit behind your friend.



B Can you ride a bike with one wheel? The wheel is very big and it's got one seat.



2 ★★ Read again. Write.

1



How many wheels has bike A got?
It's got _____.

2



How many seats has bike B got?

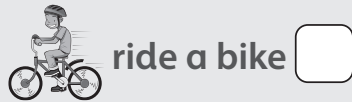
3 ★★ Look again and circle the incorrect word.

- 1 Bike A: It's got one wheels.
- 2 Bike B: It's got a little wheel.
- 3 Bike A: Four people can ride this bike.
- 4 Bike B: It's got two seat.
- 5 Bike A: You can sit between your friend.
- 6 Bike B: The man can't ride this bike.

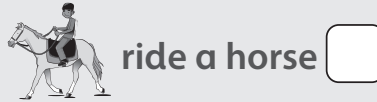


About me!

1 ★ Tick (✓) what you can do. Cross (✗) what you can't do.




ride a bike



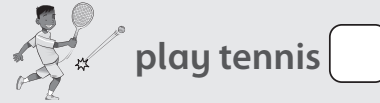
ride a horse



skate



run



play tennis




play football



swim



skateboard



sing



draw

2 ★★ Draw and write about what you can and can't do.

I can play football.

I can _____.

I can _____.

I can't _____.

I can't _____.

Lesson One

1 ★ Read and number.

- a This is Damira. She can play football.
- b This is Arsen. He can skateboard.
- c This is Zhuldyz. She can ride a horse.
- d This is Ali. He can't skate but he can play tennis.




Hi! These are my friends.



2 ★★ Draw and write about your friend.

ride a bike ride a horse skate skateboard
play tennis play football



This is _____.
He / She can _____
_____.

1 ★ Look, read and match.



2 ★ Look and write.


those that ~~this~~ these



this



3 ★★ Read and circle.



2 My family and friends

Lesson One Words

1 ★ Match.

1 hot

 b


2 cold



3 hungry



4 thirsty



5 happy



6 sad



2 ★★ Write.



He's happy.



She's _____.



_____.



_____.





_____.



_____.




1 ★ Look and write.

They're I'm We're She's He's



2 ★★ Look and write.




they're they we're They're Are aren't




1 ★ Find and circle the words. Write.



h	u	n	g	r	y	★	s
a	b	r	a	v	e	t	c
p	t	★	★	★	★	h	a
p	i	c	o	l	d	i	r
y	r	★	h	o	t	r	e
n	e	r	v	o	u	s	d
★	d	★	★	★	★	t	★
★	★	a	n	g	r	y	★

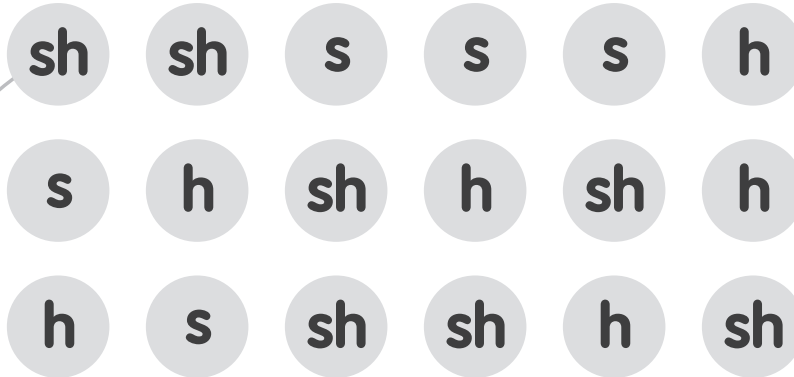


2 ★★ Match.



- 1 This boy is tired.
- 2 These girls are hungry.
- 3 Are they angry?
- 4 These boys aren't cold.
- 5 We aren't tired.


1 ★ Help Shirley find her shoes. Join the letters *sh*.




2 ★ Write.



shoes



T-shirt




sheep



fish

3 ★★ Read and write. Then colour.



Shirley's shoes are red,
 Her shirt is blue.
 She's got a toy fish,
 And a toy sheep too.
 The sheep is white,
 The fish is blue.
 Shirley wants to play,
 With me and you.



Skills Time!

Lesson Five



1 ★ Read and write the words in the correct boxes.



My feelings

I cry when I fall over.
I cry when I am sad.
I cry when Mum is angry,
When I do something bad.

I smile when I am happy.
I smile when I am good.
I smile when I am brave,
When I do something good.

happy ~~sad~~ angry brave bad good



2 ★★ Look and write *Yes, she is.* or *No, she isn't.*



1 Is she happy? No, she isn't.

2 Is she good? _____

3 Is she sad? _____

4 Is she angry? _____



About me!

1 ★ How are you feeling today? Tick (✓) or cross (X).

hot cold tired hungry
 thirsty happy sad brave
 angry scared nervous

2 ★★ Draw and write about someone you know.

This is my sister. She's tired. _____

This is my _____.

He's / She's _____.

He's / She's not _____.


3 ★★ Match the opposites.

- | | | | |
|----------|--------------------------|---|---------|
| 1 hot | <input type="checkbox"/> | — | a sad |
| 2 happy | <input type="checkbox"/> | | b brave |
| 3 scared | <input type="checkbox"/> | | c cold |

Lesson One Words

1 ★ Find and circle the school words.


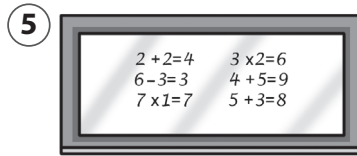
maths PE science music English ~~art~~



2 ★★ Now write.



art



3 ★★ Look at the numbers on the pictures above and write.





What have you got on Monday?

I've got ² _____ music _____ and ⁶ _____.

What have you got on Wednesday?

I've got ³ _____, ⁴ _____ and ⁵ _____.

1 ★ Match. Then write.



2 ★★ Match.

	Monday	Tuesday	Wednesday	Thursday	Friday
9.00	art	English	maths	science	

- 1 When have we got English? b a We've got art.
- 2 What have we got on Thursday? b On Tuesday.
- 3 What have we got on Monday? c On Wednesday.
- 4 When have we got maths? d We've got science.

3 ★★ Read, count and write the numbers.

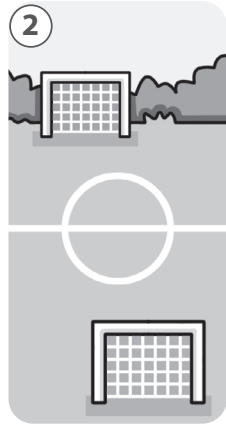
- 1 How many lessons have you got on Tuesday? _____
- 2 How many English lessons have you got? _____
- 3 How many pencils have you got? _____
- 4 How many tables are there in your classroom? _____
- 5 How many pupils are there in your class? _____

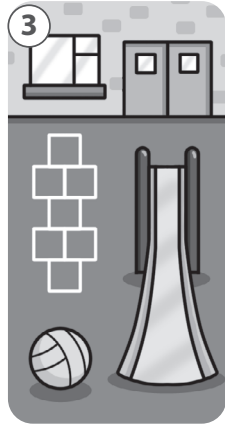
1 ★ Look and write.

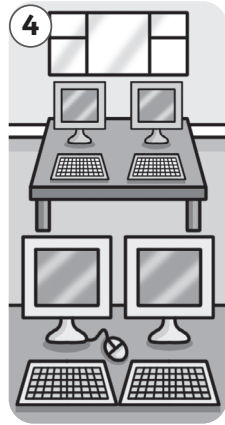
computer room ~~art room~~ sports field playground gym

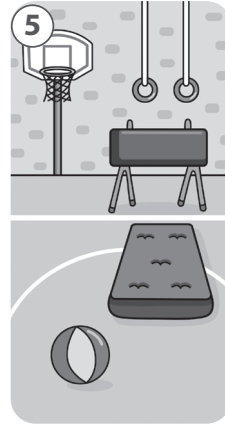


art room











2 ★★ Match.

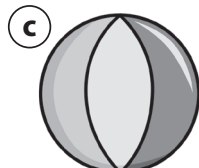
- 1 playground b 2 computer room 3 gym
 4 art room 5 classroom



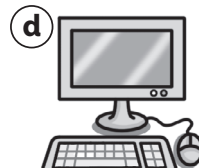
pictures



bin



ball



computers




books

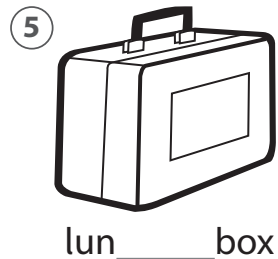



3 ★★ Now write.

- 1 We've got a _____ bin _____ in the _____ playground _____.
 2 We've got _____ in the _____.
 3 _____
 4 _____
 5 _____

1 ★ Help Charlie find the chick. Join the letters *ch*.



2 ★ Write.



3 ★★ Read and write.

My name's Charlie.

This is my _____.

She's on a _____.

She's got a little _____.

Chirp, chirp, chirp, says the _____.

Chirp, chirp, chirp, says the _____.

My _____'s on a _____.

She's got a little _____.



Skills Time!

Lesson Five

1 ★ Read and write T (true) or F (false).

At our school we've got two big playgrounds. This is our playground.

In our playground there is a bin. The pupils can play ball and run around. We can also talk to our friends. We like our playground.



- 1 There are two playgrounds. T
- 2 There is a chair in our playground.
- 3 There are two bins.
- 4 The pupils can play ball.
- 5 The pupils can't talk to their friends.
- 6 The pupils can run around.
- 7 They don't like the playground.



About me!

- 1 ★ Tick (✓) the school subjects you've got today.
Cross (X) the subjects you haven't got.

art maths English
science PE music

- 2 ★★ Draw your class and your teacher. Write.

There are _____ pupils in our class.

Our teacher is _____.

We've got English on _____.

We've _____.

We haven't got _____.

We _____.

Lesson One

1 ★ Order the letters and write.



hTe KU

The UK



azKhstakna



niadI





aRssiu

2 ★ Read and tick (✓) the correct picture.



Hi! I live in Brighton in the UK. It's a big city. I live near the sea.



3 ★★ Draw and write for you.



I live in _____

in _____.

1 ★ Look and complete.

Don't Be Put Don't



Don't
feed the animals!



quiet!




swim!



litter in the bin!

2 ★★ Look and write for each animal.



1  It's from Kazakhstan.

4  _____

2  It's from _____.

5  _____

3  It's _____.

6  _____

Lesson One Words

1 ★ Match.

- 1 help my
- 2 do my
- 3 visit my
- 4 go
- 5 have a
- 6 watch

- a swimming
- b mum
- c TV
- d homework
- e music lesson
- f grandma

2 ★★ Look and write.



go swimming



1 ★ Match.


1 I help my mum.

2 I visit my grandma.

3 I do my homework.


4 I don't watch TV.

c




2 ★★ Read and tick (✓) or cross (X).

Monday




I do my homework.
I don't watch TV.

Tuesday




I don't go swimming.
I visit my grandma.

Wednesday



I don't help my mum.
I go swimming.

Thursday



I don't have a music lesson.
I watch TV.

1 ★ Find and circle the words.

supermarket bank ~~zoo~~ station garage


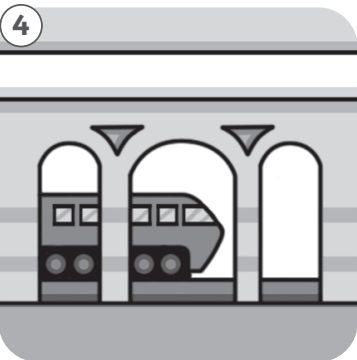


2 ★★ Look and write.

school station supermarket garage ~~airport~~ zoo




airport




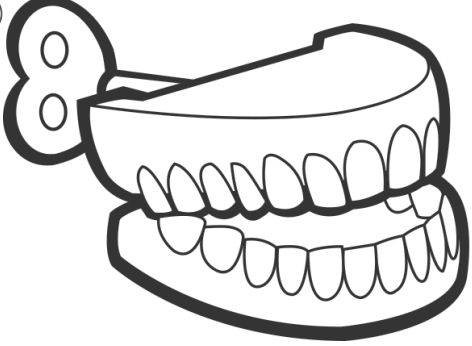
1 ★ Help Theo collect his duck. Join the letters *th*.

2 ★ Write.

① 
 Th _ eo

② 
 _ _ _ ree


③ 
 ba _ _ _

④ 
 tee _ _ _

3 ★★ Write.

Baby Theo 's in the ,
 One, two, .

Baby counts his ,
 One, two, .



Skills Time!

Lesson Five

1 ★ Read and tick (✓).



My name's Alex.

Every day after school, I do my homework and I help my mum.

Every Tuesday, I play football after school.

I love it!

Every Thursday, I visit my cousins. I've got two cousins.



	Monday	Tuesday	Wednesday	Thursday	Friday
do my homework	✓				
help my mum	✓				
play football					
visit my cousins					

2 ★★ Read and circle the words that are incorrect. Then write the correct words.

- I'm Tony. _____ Alex _____
- After school, I help my sister. _____
- Every Tuesday, I play tennis. _____
- Every Wednesday, I visit my cousins. _____
- I've got four cousins. _____




About me!

1 ★ Circle the things you do after school.

- help my mum do my homework watch TV read a book
 go swimming skateboard listen to music

2 ★★ Look and answer for you. Write *Yes, I do.* or *No, I don't.*





- 1 Do you like watching TV? _____
- 2 Do you like listening to music? _____
- 3 Do you like doing homework? _____
- 4 Do you like helping your mum? _____
- 5 Do you like reading a book? _____

3 ★★ What do you do? Draw and write.

















I have a music lesson.
 I _____
 _____.

1 **★** Write. That is ~~This is~~ these are Those are



2 **★** Say the words. Circle the word that contains a different sound. Write the sound that is different.

sh ch th

1					sh
2		3			_____
3					_____
4				3	_____

1 ★★ Write.

Yes, she is. Yes, they are. ~~No, he isn't.~~ No, they aren't.
 No, she isn't. Yes, he is.



Is he happy?

No, he isn't.



Is she hungry?



Is he brave?



Is she cold?



Are they tired?



Are they hot?

2 ★★ Complete the questions.

What When

- 1 What have we got on Tuesday? We've got science.
- 2 _____ have we got art? On Wednesday.
- 3 _____ have we got English? On Monday.
- 4 _____ have we got on Monday? We've got PE.
- 5 _____ have we got on Thursday? We've got maths.
- 6 _____ have we got science? On Tuesday.

1 ★ Look and write.

ask Are free about fine after listen

1 Are you free school today?

Sorry, I'm not today.

2 How on Thursday?

Yes, that's .

3 I'll my dad.

OK.

4 We can to music.

Great. I love music.


2 ★★ Order the words.

1 free Are you school ? after

Are you

2 not . I'm free , Sorry

3 on How ? Wednesday about



1 ★ Watch and match.



a We've got science after the break.

b Sorry, I'm not free today.


c Are you free after school today?

2 ★★ Watch again. Complete.

about can ask ~~free~~ Oops not



Sorry, I'm _____ free today.




Great! I'll _____ my mum.



Lesson One Words

1 ★ Draw and colour yourself.



2 ★ Look at your picture. Then read and circle.

1 My eyes are blue brown green black .

2 My hair is black brown blond red .

3 My hair is straight curly .

4 My hair is long short .

3 ★★ Write.

1 What colour are your eyes?
 They're _____.

2 What colour is your hair?
 It's _____.


3 Is it curly or straight?

4 Is your hair long or short?

1 ★ Read, draw and colour.



This is Sarah.
 She's got blue eyes.
 She's got long hair.
 It's straight and blond.



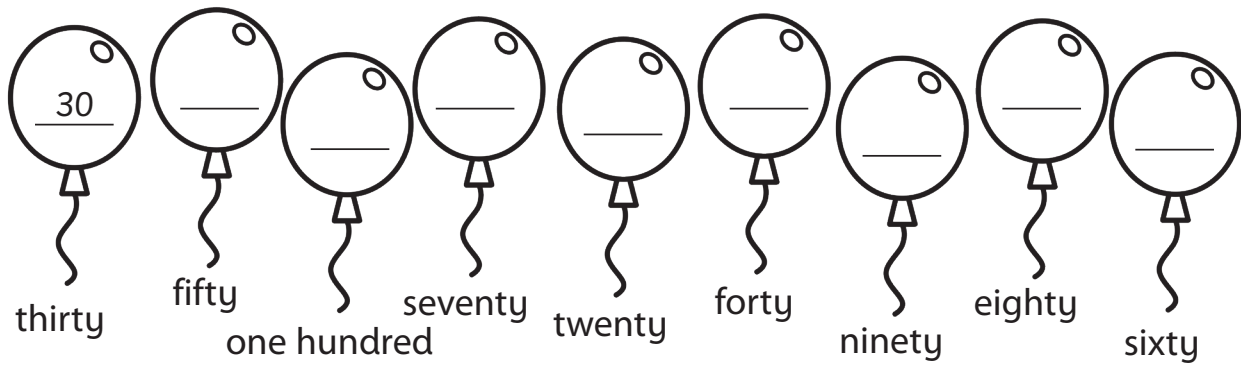
This is Rick.
 He's got green eyes.
 He's got short hair.
 It's curly and brown.

2 ★★ Look at the pictures and write.

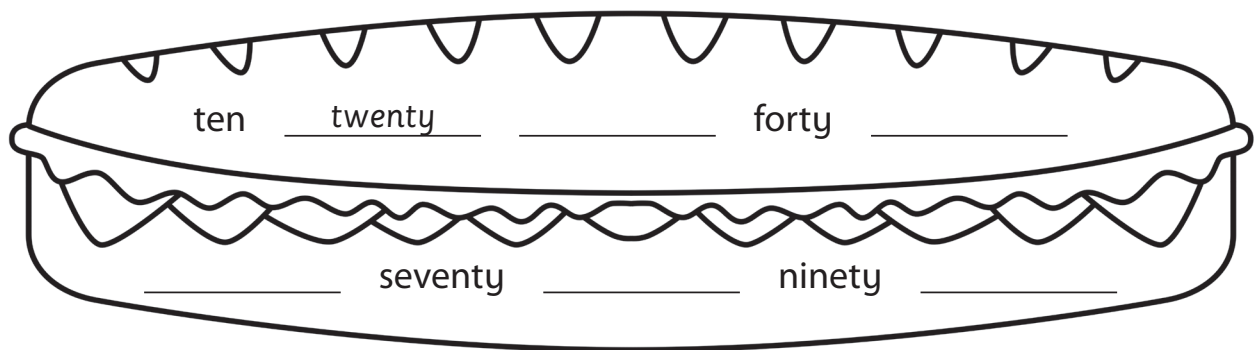
's got hasn't got

- 1 Sarah hasn't got brown eyes. She 's got blue eyes.
- 2 She 's got long hair. She _____ short hair.
- 3 Rick _____ brown eyes. He _____ green eyes.
- 4 He _____ blond hair. He _____ brown hair.
- 5 He _____ curly hair. He _____ straight hair.

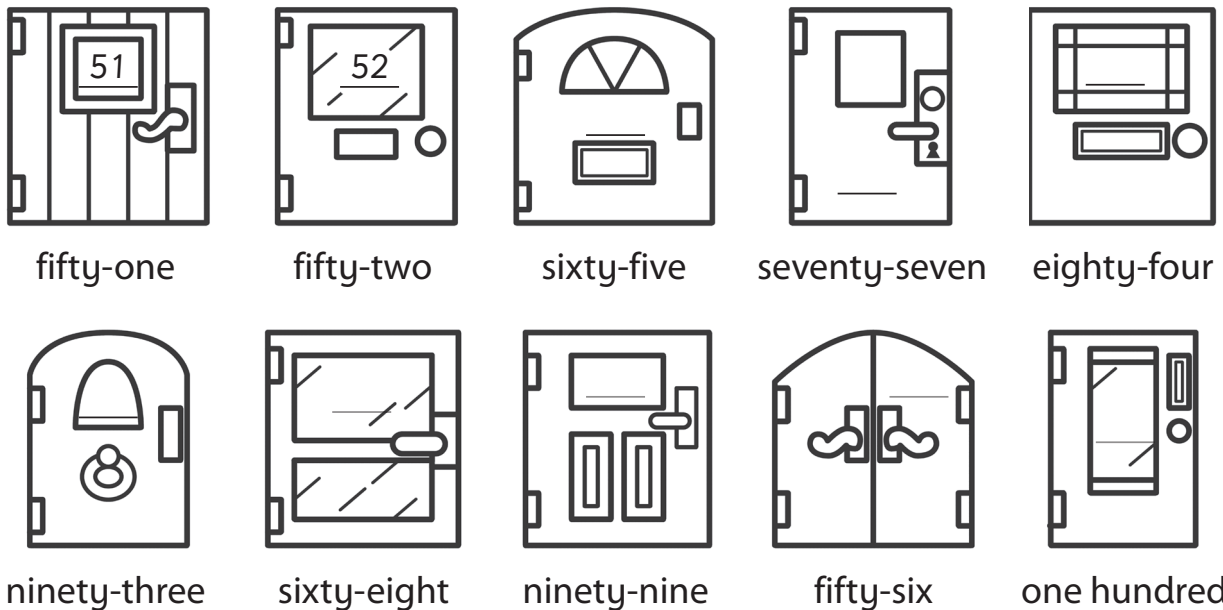
1 ★ Write the numbers.



2 ★★ Now write the number words in order.




3 ★★ Look and write the numbers.




1 ★ Say and write the words.


c at
h at




cat



m an
f an






2 ★ Write.




The _____ cat _____ has got
a _____.





The _____ has got
a _____.

3 ★★ Help the cat and the man find their things.

Colour *at* red. Colour *an* blue. Then join.



at	at	n	n	t
a	t	at	t	at
an	n	t	at	an
n	an	an	an	n





Skills Time!

Lesson Five

1 ★ Look at the table and colour the pictures. Then write the names.

hair	black	blond	brown	short	long	curly	straight
Nurlan	✓			✓		✓	
Edige			✓	✓			✓
Adelya		✓			✓	✓	
eyes	green	brown	blue				
Nurlan		✓					
Edige	✓						
Adelya			✓				



2 ★★ Read and write.

blond straight green ~~three~~ brown short



My name is Birzhan. I have got ¹ three best friends.

Nurlan has got black hair. It is ² _____ and curly.

His eyes are ³ _____. Edige is also my friend.

His hair is brown and ⁴ _____.

He has got ⁵ _____ eyes.

My other friend is a girl. Her name is Adelya.

She has got long hair. It is ⁶ _____ and curly.




About me!

1 ★ Tick (✓) about you.

- long hair short hair blond hair black hair
 brown hair curly hair straight hair blue eyes
 green eyes black eyes brown eyes

2 ★★ Draw yourself and write.



- 1 My name is _____.
- 2 My hair is _____ and _____ . It's _____ cm long.
- 3 My eyes are _____.
- 4 I'm _____ cm tall.
- 5 My arm is _____ cm long.



3 ★★ Read and write.

arms feet legs

- 1 You play football with your _____.
- 2 You play tennis with your _____.
- 3 You skate with your _____.
- 4 You swim with your _____ and _____.

1 ★ Read. Then draw and write for you.

In the UK, we give cards and presents to our dad on Father's Day.
This is a present for my dad. He likes chocolate!



football

music

tennis


chocolate

This is a present for _____.
_____ likes _____.

2 ★ What do you do at Nauryz? Look and tick (✓) or cross (X).



listen to music



wear special clothes



go to school




make cards




meet friends



visit grandma and grandpa



watch TV




eat special food

3 ★★ Choose and write. Remember to use *-ing*.

At Nauryz, I like _____.

Lesson One Words

1 ★ Number the picture.



- ① ~~milkshake~~
- ② salad
- ③ chicken
- ④ pizza
- ⑤ fries
- ⑥ cheese sandwich

2 ★★ Look and write.

pizza fries ~~salad~~ sandwich milkshake chicken



	1	s	a	l	a	d	
				u			
	2			n			
			3	c			
4				h			
				t			
	5			i			
				m			
6				e			



1 ★ Write.

~~Yes, he has.~~ No, he hasn't. Yes, she has. No, she hasn't.




- 1 Has the boy got a milkshake? Yes, he has.
- 2 Has the girl got a milkshake? _____
- 3 Has he got a pizza? _____
- 4 Has she got fries? _____

2 ★★ Order the words. Match.

- 1 you a Have got pizza ?
Have you got a pizza? d
- 2 sandwiches like the They .


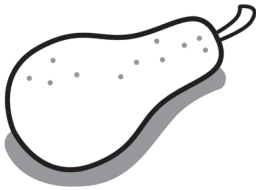
- 3 hasn't He his . got fries

- 4 hungry not . I'm




1 ★ Write and colour.

tomato grapes pear






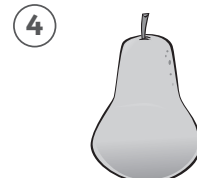

2 ★★ Find and circle the food words. Then write.



sandwich




t	o	m	a	t	o	r	s
m	f	r	o	z	w	p	a
r	a	p	e	s	w	a	n
d	r	e	c	a	j	s	d
m	i	a	b	l	n	t	w
c	e	r	e	a	l	a	i
o	p	f	u	d	g	a	c
u	g	r	a	p	e	s	h
r	f	r	i	e	s	e	n




1 ★ Say and write the words.

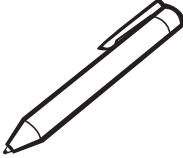
b ed
r




bed



p en
K






2 ★ Write.




Ken's got a pen, Where's _____ pen?
 Pen, pen, pen. Pen, pen, pen.
 Ken's pen is _____, It's on Ken's _____,
 Red, red, red. Bed, bed, bed.

3 ★★ Write the word that rhymes.

①




cat




hat


②




Ken




③




man



④



red



Skills Time!

Lesson Five

1 ★ Read and match.



1 I like shelvek. It's made from butter, milk and flour.



2 I like koktal. It's made from fish, onions and tomatoes.



3 I like sorpa. It's made from meat and vegetables.



4 I like beshbarmak. It's made from meat, noodles and onions.



2 ★★ Read and tick (✓).

	butter	milk	meat	fish	tomato	onion
shelvek	✓					
koktal						
sorpa						
beshbarmak						



About me!


1 ★ Order the letters and write.

①



onosp

②



kfor

③



npa

④



bwlo

2 ★ Circle the foods that you like.

salad fries pizza milkshake cheese sandwich
chicken tomato pear grapes pasta cereal

3 ★★ Draw your favourite food. Then write.



I've got pizza and salad. I haven't got cereal. I've got a fork. _____

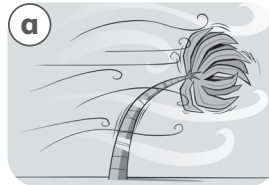
I've got _____ and _____.

I haven't got _____.


Lesson One Words

1 ★ Match.


1 It's raining.




2 It's windy.




3 It's hot.



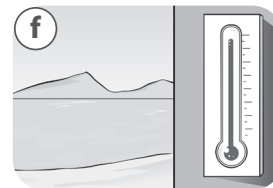
4 It's cold.



5 It's snowing.



6 It's sunny.




2 ★★ Now write.



It's windy.



It's _____.



1 ★ Order the words.

1 weather What's like the ?

What's the weather like?

2 your . on Put hats sun

3 put Don't . your on coat

4 umbrellas got haven't . We our

5 window open Don't the .

6 . the Open door

2 ★★ Write

Put on Don't put on

①

It's cold. Put on
your coat.

②

It's windy. _____
your hat.

③

It's raining. _____
your coat.

④

It's sunny. _____
your shorts.

⑤

It's snowing. _____
your shorts.

⑥

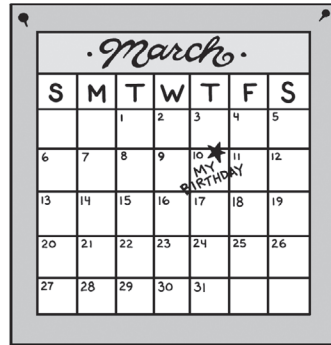
It's hot. _____
your coat.

1 ★ Complete the words.

July ~~January~~ April May December
February September November

Twelve months in a year

¹ January _____, ² Feb _____,
March and ³ April _____,
⁴ May _____, June,
⁵ July _____, then August
and ⁶ September _____,
October, ⁷ November _____
and ⁸ December _____,
Twelve months in a year!













2 ★ Write the next month.

- 1 January, February, March
- 2 September, October, _____
- 3 May, June, _____
- 4 December, January, _____
- 5 July, August, _____
- 6 February, March, _____

3 ★★ Write about you.

When is your birthday? _____
How old are you? _____
When is your mum's birthday? _____
What is your favourite month? _____

1 ★ Say and write the words.

 		 bin <hr/>  <hr/>	 		 <hr/>  <hr/>
--	---	--	--	--	---

2 ★ Write.

A big, big fish.
 In a big, big _____.
 Eat the big _____,
 Put the tin in the _____.

3 ★★ Colour *ish* red. Colour *in* green. Then join.

Skills Time!

Lesson Five

1 ★ Complete the words. Number the words to match the pictures.

summer season ~~winter~~ autumn spring


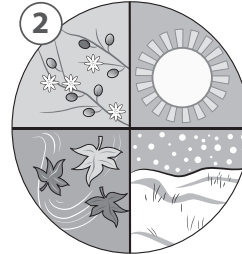
4 w i n t e r

_____ r _____ g

s _____ o _____

_____ m m _____

_____ t _____ m _____



2 ★★ Match the sentences with the pictures. Write *a* or *b*.



1 It's spring. b

2 It's cold.

3 It's sunny.

4 It's hot.




5 It's snowing.



About me!

1 ★ Look, read and write.

He's She's We're I'm They're He's



- 1 Where is he from? He's from Russia.
- 2 Where are you from? _____ from Brazil.
- 3 Where are you from? _____ from the USA.
- 4 Where is she from? _____ from Thailand.
- 5 Where is he from? _____ from Egypt.
- 6 Where are they from? _____ from Spain.

2 ★ Choose and write.



My name is Katie. I'm from _____ (the UK / the USA).
I'm ten. My favourite season is _____ (autumn / spring).



My name is _____ (Brett / Greg). I'm from Australia.
I'm _____ (eight / nine). My favourite season is summer.

3 ★★ Draw your country's flag and write about you.



My name is _____. I'm _____
_____. I'm _____.
My _____.

Lesson One

1 ★ Read and match.

- 1 It can run and it can swim.
It lives in cold places.
- 2 It can fly and it can talk.
It lives in rainy places.
- 3 It can jump but it can't run.
It lives in hot places.
- 4 It can dig. It can't fly.
It lives in hot places.



polar bear



kangaroo



meerkat



parrot

2 ★★ Draw and write about an animal from Kazakhstan.





This is a _____ . It can _____ .
It can't _____ .

1 ★ Put the pictures in the correct order.



2 ★★ Answer the questions.

Yes, he is. Yes, she is. No, he isn't. ~~No, she isn't.~~

- 1  Is she happy? No, she isn't.
- 2  Is she thirsty? _____
- 3  Is he scared? _____
- 4  Is he thirsty _____

Lesson One Words

1 ★ Look and write.


turn right go straight on go back ~~turn left~~

①



turn left

②




③



④



2 ★★ Follow, circle and write.



Go straight on. Turn left. Turn right. Turn right again.
You're at the 'school / station / airport.

Now visit the zoo. Go back. Turn ² _____. Turn ³ _____.

1 ★ Look and write. Then match.



1 supermarket

He's going to the supermarket.



2 garage

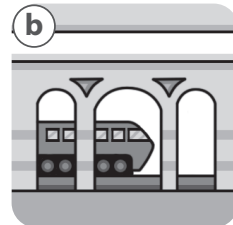
She's _____.



3 airport



4 station

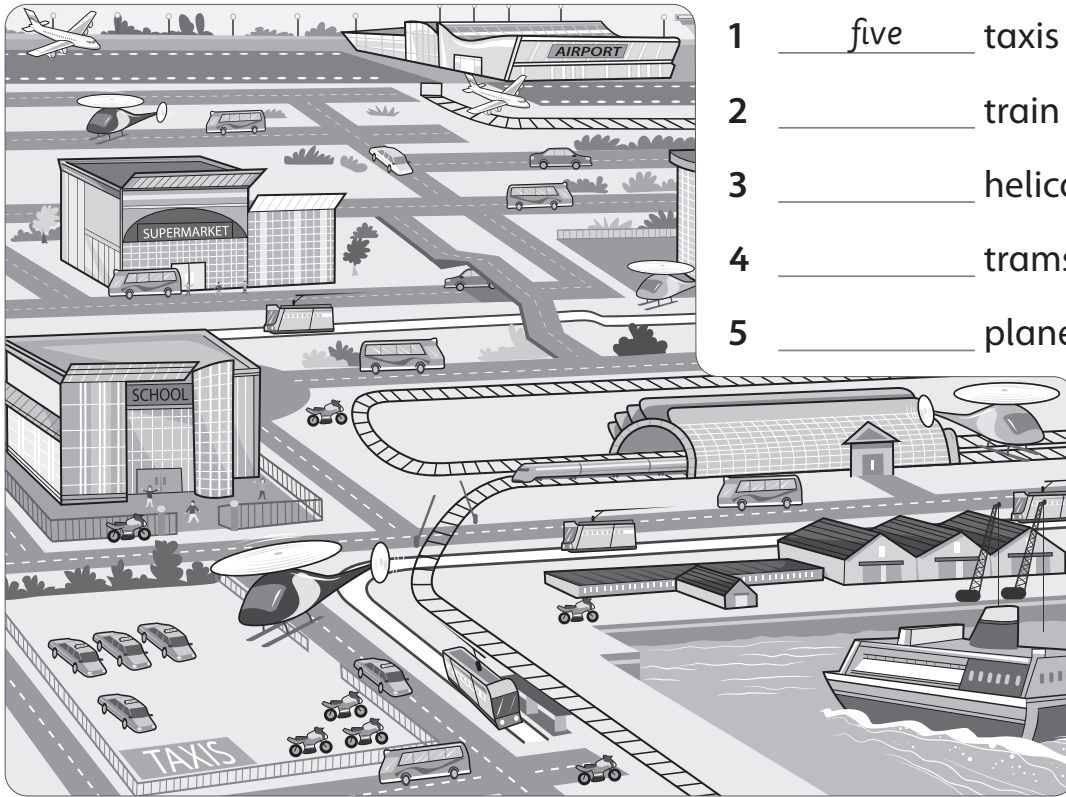


2 ★★ Write.

~~What~~ I'm T-shirt He's




1 ★ Look and count. Write the numbers.




- 1 five taxis
- 2 _____ train
- 3 _____ helicopters
- 4 _____ trams
- 5 _____ planes


2 ★★ Read and draw the times on the clocks.




It's three o'clock.




It's half past two.



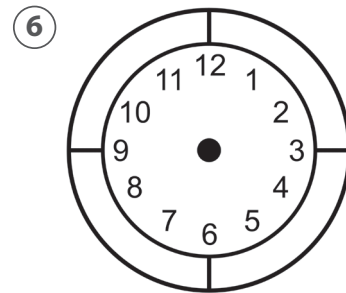
It's quarter past eight.



It's quarter to ten.






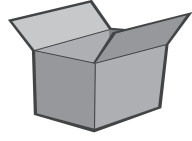


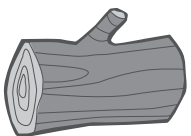



It's eleven o'clock.




It's half past nine.

1 ★ Say and write the words.

 	 dog _____	 	 _____  _____
	 _____		

2 ★ Write.



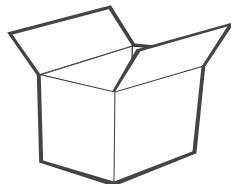
Look at the dog.
 It's sitting on a _____.
 Look at the _____.
 It's sitting in a _____.



3 ★★ Write the word that rhymes.



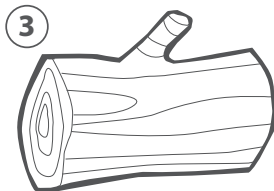
fox



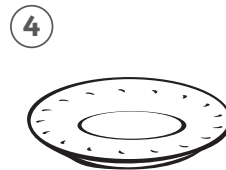

box




bin



log



dish



Skills Time!

Lesson Five

1 ★ Look and read. Circle three clothes words.



Where is my friend?

I'm at the station.
Where is my friend?
At the front of the train?
Or is she at the end?

Where is Lucy?
Is she wearing a skirt?
Is she wearing her jeans?
Or wearing a shirt?

Here is my friend.
She's got a toy cow.
I say, 'Hello, Lucy',
And we're both happy now.

2 ★★ Read again and circle the correct word. Write.

1 The girl is at the station.

bank station zoo school

2 She can't see her _____.

aunt mum friend sister

3 Her friend's name is _____.

Katie Sally Milly Lucy

4 Lucy is on the _____.

swings plane train bike

5 Lucy and her friend are _____.

sad happy angry scared




About me!

- 1 ★ Look and circle the clothes you are wearing now.
Write the colours.

skirt _____ shirt _____
boots _____ jeans _____
scarf _____

- 2 ★★ Imagine you are going on a day out. Draw and write about the clothes you are wearing and where you are going. Use the words from the box.

zoo jeans station beach boots
gloves supermarket skirt shirt



I'm wearing _____.


I'm _____.

_____.

_____.

_____.

1 ★ Read and number.



- 1 The doll is number twenty.
- 2 The train is number seventy.
- 3 The taxi is number thirty.
- 4 The kite is number forty.
- 5 The skateboard is number eighty.
- 6 The scooter is number fifty.

2 ★★ Write.


What ~~What's~~ When What's Where What's How

- 1 What's your name? My name's Assan.
- 2 _____ do you spell Aziya? A-Z-I-Y-A.
- 3 _____ your favourite season? It's spring.
- 4 _____ is your birthday? It's in May.
- 5 _____ are you wearing? I'm wearing boots and jeans.
- 6 _____ the weather like? It's windy.
- 7 _____ are you from? I'm from Kazakhstan.

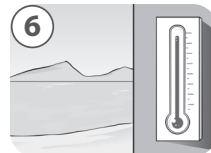

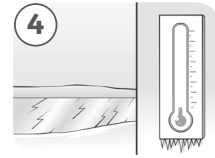

1 ★ Find and circle the weather words. Then write.



windy




s	n	o	w	i	n	g	★
u	r	a	i	n	i	n	g
n	h	w	i	n	d	y	★
n	o	★	c	o	l	d	★
y	t	★	★	★	★	★	★




2 ★★ Look and write.


to past



It's quarter _____ to seven.



It's quarter _____ three.



It's quarter _____ nine.



It's quarter _____ eleven.




It's quarter _____ four.



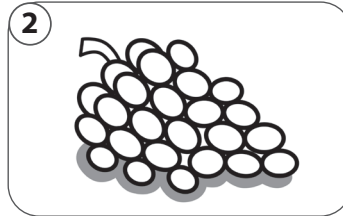
It's quarter _____ two.

1 ★ Write the questions.


a pear grapes rice a sandwich



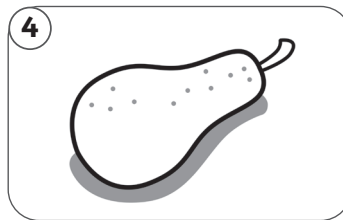
Would you like rice? _____



_____?







_____?



_____?

2 ★★ Look and write.

No like Would welcome full delicious please



1 ★ Number in order.



2 ★ Circle and match.

- 1 Would you like salad meat?
- 2 Yes, please. This is nice / delicious.
- 3 Would / Do you like fries?
- 4 No, thanks. I'm happy / full.
- 5 Ice cream / Chicken is my favourite food.

James

Mum

Kate

3 ★★ What food do you like? What food don't you like?
Think and say.

*I like pears.
I don't like pasta.*

1 ★ Write the numbers. Then match.



sixty forty fifty thirty one hundred
 twenty seventy ten ninety eighty

2 ★★ Look and match.


1 summer

 c

2 autumn

3 spring

4 winter



3 ★★ Read and circle for you.

Today is Monday / Tuesday / Wednesday / Thursday / Friday.

It's sunny / windy / rainy / snowing.

We've got art / English / maths / science today.

1 ★ Look and write.

January	August	February
May	July	December
October		

- | | | | |
|------------------|---------|-------------|-------------|
| 1 <u>January</u> | 4 April | 7 _____ | 10 _____ |
| 2 _____ | 5 _____ | 8 _____ | 11 November |
| 3 March | 6 June | 9 September | 12 _____ |

2 ★★ Look, read and write.

hungry grandma next to curly shirt long
jeans thirsty in front of happy



- Mum's got long hair.
- He's _____ Mum.
- She's _____.
- He's wearing a _____. He's _____.
- She's _____ Mum.
- He's wearing _____. He's _____.
- This is my _____. She's got _____ hair.

Great Clarendon Street, Oxford, OX2 6DP, United Kingdom

Oxford University Press is a department of the University of Oxford. It furthers the University's objective of excellence in research, scholarship, and education by publishing worldwide. Oxford is a registered trade mark of Oxford University Press in the UK and in certain other countries

© Oxford University Press 2022

The moral rights of the author have been asserted

First published in 2022

2026 2025 2024 2023 2022

10 9 8 7 6 5 4 3 2 1

No unauthorized photocopying

All rights reserved. No part of this publication may be reproduced, stored in a retrieval system, or transmitted, in any form or by any means, without the prior permission in writing of Oxford University Press, or as expressly permitted by law, by licence or under terms agreed with the appropriate reprographics rights organization. Enquiries concerning reproduction outside the scope of the above should be sent to the ELT Rights Department, Oxford University Press, at the address above

You must not circulate this work in any other form and you must impose this same condition on any acquirer

Links to third party websites are provided by Oxford in good faith and for information only. Oxford disclaims any responsibility for the materials contained in any third party website referenced in this work

ISBN: 978 0 19 483330 1

Printed in China

This book is printed on paper from certified and well-managed sources

ACKNOWLEDGEMENTS

Cover illustration by: Christos Skaltsas

Illustrations by: Adrian Barclay (Beehive Illustration) pp.27 (do not signs); Kathy Baxendale pp.18, 42; Jared Beckstrand p.54; Judy Brown p.44 (soup); Nancy Gayle Carson pp.13 (footballs), 51 (fork); Andy Catling p.24; Steve Cox p.57 (bottom); Bob Depew p.44 (pancakes); Liz Dubois pp.44 (chocolate bar), 45 (chocolate bar); Chris Embleton pp.4, 5, 6, 14 (bottom), 16, 20, 22, 28, 30, 33, 34 (top), 35, 40, 45 (bottom), 46, 48 (black line pear, black line grapes, tomatos, salad, crisps, sandwich), 50 (milk, meat, fish, tomato), 52 (bottom), 60, 66, 67 (bottom), 71; Amanda Enright (Advocate Art) pp.10,

64; Tony Forbes p.51 (frying pan); Tomek Giovanis and Christos Skaltsas p.15 (bottom); Andy Hamilton pp.8, 8, 11, 13 (bottom right), 14 (top), 27 (camel, seal, sheep, cow, horse), 48 (pear with tone, grapes with ton), , 52 (top), 67 (top), 70; John Haslam pp.36, 56 (bottom), 68; Andrew Hennessey pp.48 (cereal), 50 (butter, onion), 56 (top), 62; Karol Kaminski p.48 (bowl of pasta); Jan McCafferty p.44 (roast turkey); Andrew Painter p.51 (bowl); Andy Parker p.45 (football, tennis racket); Dusan Pavlic (Beehive Illustration) pp.7, 13 (bottom left), 15 (top), 21, 23, 29, 32, 39, 45 (girl holding chocolate box, wrapped present), 47, 50 (children characters), 53, 61; Simon Clare Creative Workshop Ltd pp.9, 17, 27 (fox), 31, 34 (bottom), 41, 49, 51 (spoon), 55, 63; Janet Skiles p.45 (mp3 player); Laura Watson p.59.

DVD Stills by: MTJ Media pp.37, 69.

The Publishers would like to thank the following for their kind permission to reproduce photographs and other copyright material: OUP: pp.26 (UK flag), (Indian flag/123rf), (Russian flag/The Flag Institute), (woodland/Shutterstock/Aleksey Stemmer), 50 (beshbarmak/123rf), 58 (kangaroo/Shutterstock/Dale Mitchell), (polar bears/Shutterstock/Sergey Uryadnikov), (meercat/Shutterstock/Nazzu); Shutterstock: pp.12 (boy headshot/Onjira Leibe), (girl on horse/sergiophoto), (boy with skateboard/kwanchai.c), (boy with tennis racket/ESB Professional), (girl with football/Anutr Yossundara), 13 (top left/WeAre), (top right/wong sze yuen), 26 (Kazakh flag/Bill Chariya), (boy/PIGAMA), (mountain/Milosz Maslanka), (seaside resort/Jojo Choosong), 44 (pumpkin pie/natnatnat), 50 (koktal/Veniamin Kraskov), (shelpek/Fanfo), (shurpa/alenvl), 58 (parrots/Peter Knif).