Kazakhstan Edition

Family and Friends 2

Pupil's Book



Scan for the Student's website

www.oup.com/elt/familyandfriends/kazakhstan

Approved by the Ministry of Education and Science of the Republic of Kazakhstan

Naomi Simmons
Kamila Beibitbayeva
Julie Penn

OXFORD UNIVERSITY PRESS

© Oxford University Press

Scope and sequence

	Unit	Sub-topics	Vocabulary	Grammar	Phonics	Functional language
Term 1	**Unit 1** **All about me**	- Hello again	Family members Colours Numbers 10–20 Days of the week	*How are you?* *I'm fine, thank you.* *What's your name?* *My name's …* *How old are you? I'm …*		*Welcome back.*
		- I can … - My clothes and things	*ride a bike, ride a horse, play football, play tennis, skateboard, skate* *skirt, scarf, gloves, jeans, boots, shirt* *behind, between* *bike, scooter, skates, swing, wheels*	*I / He / She / They can …* *Can he / she / they …?* *Yes, he / she / they can.* *No, he / she / they can't.* *There's / There are …*	Alphabet and initial letter sounds review	*Be brave.* *Don't stop.* *Are you still there?* *I'm here.* *I'm scared.* *Can you teach me, please?* *Where is my …?*
	Culture unit 2 **My friends**	- Friends' names - Helping hands		Demonstrative pronouns: *This / That, These / Those* *Can you pass me (those), please?*	Spelling: names and *brother, friend, eight, bike, seven*	*This is my friend.* *His / Her name's …* *Can you help me?* *Yes, OK.* *Here you are.* *Thank you.*
	Unit 2 **My family and friends**	- People I know	*hot, cold, hungry, thirsty, happy, sad* *tired, angry, scared, brave, nervous*	*We're / They're (hot).* *Are they (hungry)?* *Yes, they are.* *No, they aren't.* *Is he / she (sad)?* *Yes, he / she is.* *No, he / she isn't.*	Digraph: sh *shoes, sheep, fish* *'s* *She's got …*	*They're twins.* *They're crying.* *What a good idea!* *Go to sleep!* *Stamp your feet!*
Term 2	**Unit 3** **My school**	- Counting and measuring - Around school - School days - Class photos	*art, maths, English, science, PE, music* *playground, sports field, art room, computer room, gym* Numbers 10–50	***What*** *have we got on (Monday)?* ***When*** *have we got (PE)?* ***How many*** *… have you got?* *These / Those are our / their …*	Digraph: ch *chair, teacher, chick* This is … She's got … on a chair	*It's time for …* *Don't forget these.* *Put on your PE clothes now.* *at our school* *in the playground* *in the art room* *on the walls*
	Culture unit 4 **Different places**	- Different places - Reading signs - Where's it from?		*Where's it from?* *It's from (Kazakhstan).*		*Be quiet!* *Don't swim!* *Don't feed the animals!* *Put litter in the bin!*
	Unit 4 **The world around us**	- Days out	*help my mum, do my homework, visit my grandma, go swimming, have a music lesson, watch TV* *station, zoo, supermarket, bank, garage, airport*	Present simple *I / You / We …* *Like* + verb +*ing* to express likes and dislikes	Digraph: th *three, bath, teeth* *in the bath*	*Let's play after school.* *every Monday* *How about Tuesday?* *Oh dear.* *out and about*
	Review 1					

© Oxford University Press

	Unit	Sub-topics	Vocabulary	Grammar	Phonics	Functional language
Term 3	**Unit 5** **Health and body**	- Our body - Let's measure - Hats and bats - Reading time	*long, short, blond, brown, curly, straight* Numbers 60–100	*He's / She's / It's got (blond hair).* *He / She / It hasn't got (blond hair).* *How tall are you?* *I'm … tall.* *How long is your arm?* *It's … long.*	CVC words: a *cat, man, fan* *The man's got …*	*This is (Alice).* *Let's count to (one hundred).*
	Culture unit 6 **Special days**	- Special days	*Thanksgiving, Pancake Day, pumpkin pie, parade, cards*			
	Unit 6 **Traditions and customs**	- Home cooking - What's it for?	*salad, fries, pizza, milkshake, cheese sandwich, chicken* *tomato, pear, grapes, pasta, cereal* *meat, noodles, fish, flour, milk, vegetables* *spoon, fork, pan, bowl*	*Have you got (fries)?* *Yes, I have.* *No, I haven't.* *Has he / she got (pizza)?* *Yes, he / she has.* *No, he / she hasn't.* *a / an; some*	CVC words: e *bed, pen, red* *Where's Ken's pen?* *on Ken's bed*	*Open my lunch box.* *You can share with me.* *It's made from …*
Term 4	**Unit 7** **The natural environment**	- The weather - Changing seasons	*raining, windy, hot, cold, snowing, sunny* *January, February, March, April, May, June, July, August, September, October, November, December* *spring, summer, autumn, winter, season*	*What's the weather like?* *It's (windy).* *Put on …* *Don't put on …* *Where are you from?* *I'm from …* *What's your favourite season?* *… me too!*	CVC words: i *bin, fish, tin* *in a tin* *in the bin*	*Oh no!* *Let's go home.*
	Culture unit 8 **What can animals do?**	- What can animals do? - Sea adventures	*kangaroo, polar bear, meerkat, parrot, hedgehog*	Present continuous: *The meerkat is (digging).*		
	Unit 8 **Travel**	- A to B - Types of vehicles - My plane - Bike story	*turn left, turn right, go straight on, go back* *plane, taxi, helicopter, train, tram*	Present continuous: *What are you wearing?* *I'm wearing …* *What's he / she wearing?* *He's / She's wearing …* *Where are you going?* *I'm going to …* *Where's he / she going?* *He's / She's going to …* *It's four o'clock.* *It's quarter / half past four.* *It's quarter to four.*	CVC words: o *dog, fox, log* *It's sitting on a log.* *It's sitting in a box.*	*Here comes the train.* *It's very fast.* *It's very slow.* *Look at me!* *Look out!* *What's the time?*
	Review 2 – Altogether now					

© Oxford University Press

1 All about me

Lesson One **Words:** I can understand greetings and family words.

1 Ask and answer.



Hello. I'm Saken. What's your name?

How are you?

How old are you?

My name's Marzhan.

I'm fine, thank you.

I'm nine.



2 Listen and sing. 01

3 Sing and do. 01

Let's sing!

Welcome song



Rosy

Welcome back
To all our friends.
Fun and learning
Never end!



Billy

Welcome back,
It's a happy day.
A day for learning,
A day for play!



Tim

4 Listen and number. 02

mum dad brother sister grandma
grandpa aunt uncle cousin



© Oxford University Press

1 Listen and point. Ask and answer. 03



red green blue yellow pink purple
black white brown orange grey

How many cars are there?

There are … cars.

What colour is number 18?

It's …

2 Write the numbers.

ten	10	thirteen	_____	seventeen	_____
twenty	_____	fifteen	_____	fourteen	_____
eleven	_____	twelve	_____	sixteen	_____
eighteen	_____	nineteen	_____		

3 Listen and sing. 04

4 Sing and do. 04



© Oxford University Press

1 Listen, point and repeat. 05


ride a bike


ride a horse


play football


play tennis


skateboard


skate

2 Listen and chant. 06



3 Listen and read. 07













© Oxford University Press

1 Listen to the story again and repeat. Act. 07

2 Look and say.

Let's learn!



I **can** skate.



I **can't** skateboard.



Can she play tennis?
Yes, she **can**.



Can he ride a bike?
No, he **can't**.

3 Write. He She They | **can** **can't**



He can ride a bike.



ride a horse.



play football.



skate.



play tennis.



skateboard.

4 Point, ask and answer.

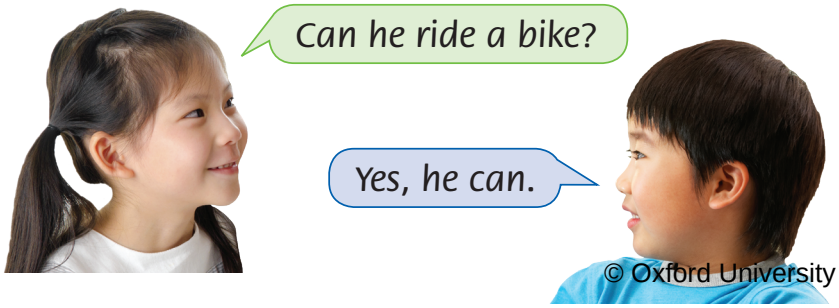

Let's learn!

I can **You** can
He, **she**, **it** can
They can **We** can

© Oxford University Press

1 Listen, point and repeat. 08


skirt

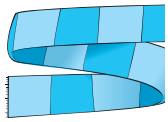
scarf


gloves


jeans


boots


shirt

2 Listen and sing. 09

3 Sing and do. 09

Let's sing!

Where is my teddy bear?

Where is my teddy bear?
Where is he?
Where is my teddy bear?
I can't find him anywhere!

Look behind the bedroom door.
Is he hiding there?
Look behind the bedroom door.
I can't find him anywhere!

Look in front of the sofa...

Look between the bed and chair...

Look next to the big toy box.
Is he hiding there?
Look next to the big toy box.
Yes, my teddy's hiding there!




behind


between

Let's learn!

boot = boot**s**
skirt = skirt**s**
scarf = **scarves**



4 Choose *skirt*, *scarf* or *shirt* and sing again. 10

© Oxford University Press

1 Listen and chant. 11



A, B, C, D, E, F, G,
Come and play this game with me.
H, I, J, K, L, M, N,
Close your eyes and count to ten.
O, P, Q, R, S, T,
Touch your nose and touch your knee.
U, V, W, X, Y, Z,
Touch your feet and touch your head.



2 Listen, point and repeat. 12

Aa Bb Cc Dd Ee Ff Gg Hh Ii
Jj Kk Ll Mm Nn Oo Pp Qq Rr
Ss Tt Uu Vv Ww Xx Yy Zz

3 Listen and circle the correct sound. 13

1 

a **p** f

2 

l t d

3 

e h d

4 

g v m

5 

c a i

6 

e n s

4 Say the letters of your country.



© Oxford University Press

Skills Time!

Lesson Seven I can understand descriptions of toys.

Reading

1 Look at the pictures. What can you see?

2 Listen and read. 14

Playing Outside

This is a bike. It is red.
It has got big wheels.





This is a scooter. It is blue.
This scooter has got two small wheels.

These are skates. They are blue.
They have got four wheels.





This is a swing. It has got blue and yellow seats. It's for two children.

3 Read again. Circle the correct word.

1  It's got **two** / **four** wheels.

2  It's got **big** / **small** wheels.

3  It's for **two** / **three** children.

4  These are **skates** / **scooters**.

5  The seats are blue and **red** / **yellow**.

© Oxford University Press

Listening

1 Listen and number. 15






1

Speaking

2 Point and say.

There are two chairs. There's ...



3 Look at the picture in exercise 2. Ask and answer.

in front of behind next to between near



Where's the skateboard?

It's in front of the table.

Where are the ...?

They're ...



© Oxford University Press

Unit 1 outcomes:

• revise family words and greetings • ask and answer questions about toys • identify outdoor activities • complete sentences with can and can't • identify common prepositions • talk about clothes and the position of objects • revise the letters of the alphabet • read and understand information about outdoor toys • listen and identify outdoor toys from their descriptions

My friends

Lesson One *I can understand a text about friends.*

1 Listen and read. 16

1 Hi! I'm Leo. Here are my friends.





2 This is Ben. He's eight. He can play football.

3 This is Zara. She's seven. She can ride a bike.





4 This is Tom and his brother Sam. Sam can't skate. They help each other. Who are your friends?

2 Look and say. Introduce a friend.

1



This is my friend. His name's Malik. He's nine.

2



This is my friend. Her … She's …

3 Spell the names and words. Play the game in groups.

brother Ali friend
Azat eight bike
Dana seven



A-Z-A-T

Azat!



A-L-I



© Oxford University Press

1 Listen and read. 17



2 Write.

Thank you please ~~Here~~ Yes



3 Look and read. Then point, ask and answer.

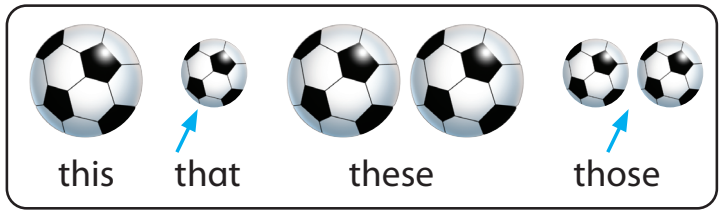



© Oxford University Press

2 My family and friends

Lesson One **Words:** I can understand a story about people and their feelings.

1 Listen, point and repeat. 18


hot


cold


hungry

2 Listen and chant. 19


thirsty


happy


sad

3 Listen and read. 20















© Oxford University Press

1 Listen to the story again and repeat. Act. 20

2 Look and say.

Let's learn!



We're happy.



They're hungry.



Are they hot?
No, they aren't.



Are they happy?
Yes, they are.

We're = We are
They're = They are

3 Look and match.

We're They're









4 Write.

~~Yes, they are.~~ No, they aren't. Yes, we are. No, we aren't.

Are they hot?



Yes, they are.

Are you hungry?



Are they cold?



Are you happy?





Are we happy?

Yes, we are.



© Oxford University Press

1 Listen, point and repeat. 21


tired


angry


scared


brave



nervous

2 Listen and sing. 22

3 Sing and do. 22

Let's sing!

If you're tired and you know it ...



If you're tired and you know it,
Go to sleep! [Snore, snore]
If you're tired and you know it,
Go to sleep! [Snore, snore]

If you're tired and you know it,
And you really want to show it,
If you're tired and you know it,
Go to sleep! [Snore, snore]



If you're scared and you know it,
Hug yourself! [Hug, hug] ...



If you're angry and you know it,
Stamp your feet! [Stamp, stamp] ...

If you're brave and you know it,
Say, 'I can!' [I can!] ...



4 Talk about your friends and family members.

mum dad brother sister grandma
grandpa cousin uncle aunt friend



This is my friend, Aizere. She's cold.



© Oxford University Press

1 Listen, point and repeat. 23

sh







2 Listen and chant. 24

Shirley's shoes are red,
Her T-shirt is blue.
She's got a toy sheep,
And a toy fish too.

The sheep is white,
The fish is blue.
Shirley wants to play,
With me and you.





3 Read the chant again. Circle the *sh* sounds.

4 Look at the picture and circle the correct sound.

1 
sh h s

2 
sh h s

3 
sh h s

4 
sh h s

© Oxford University Press

Skills Time!

Lesson Five I can understand a poem about feelings.

Reading

1 Look at the pictures. How does the girl feel?

2 Read and listen to the poem. 25

My Feelings

In the morning when I wake up
and I see the yellow sun,
I'm happy – I'm not nervous
and I'm nice to everyone!

In the morning when I wake up
and I see a cold grey day,
I am sad and I am angry
that I can't go out to play.

But always when I wake up
I am hungry for some food
and when I eat my breakfast,
I feel really, really good!





3 Read again. Match.

1 yellow sun
2 grey day
3 angry
4 can't go out to play
5 eat my breakfast

a happy

b sad

© Oxford University Press

Listening

1 Listen and number. 26



Speaking

2 Point and say.

happy sad tired cold nervous hungry

Look. He's happy.

3 Listen to your teacher. Play *Simon* says … .



© Oxford University Press

Unit 2 outcomes:
• learn words for feelings and emotions • make sentences describing people's feelings • pronounce the sound /ʃ/ on its own and in words
• read and understand a poem and match feelings to actions • understand classroom instructions

3 My school

Lesson One **Words:** I can understand a story about school.

1 Listen, point and repeat. 27



art



maths



English

2 Listen and chant. 28



science



PE



music

3 Listen and read. 29



I've got Kazakh today!

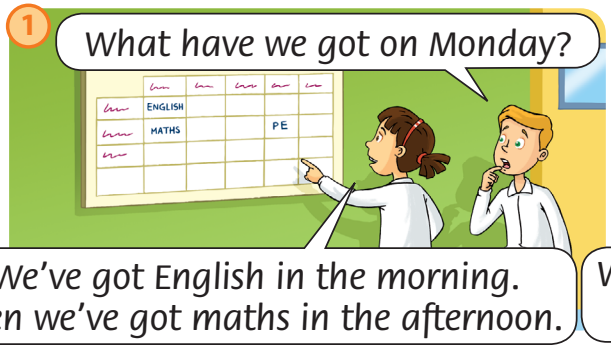

We've got English in the morning.
Then we've got maths in the afternoon.



We've got PE on Thursday,
at 2.00 in the afternoon.

Oh good!









© Oxford University Press

1 Listen to the story again and repeat. Act. 29

2 Look and say.



My name is Aliya. We've got art today.

Let's learn!



What have we got on Monday? **We've got** English.



When have we got PE? **We've got** PE **on** Thursday.



These are **our** PE bags.



You can wear **their** clothes.

3 Write. **our** **their**

1



These are __our__ bags.

2



Those are _____ bags.

3



These are _____ T-shirts.

4



Those are _____ T-shirts.

4 Listen, point and repeat. 30

10	20	30	40	50
ten	twenty	thirty	forty	fifty

5 Ask and answer.

How many lessons have we got on Monday?

We've got … on …

How many English lessons have we got?

We've got …

Let's learn!

on Monday / Thursday
in the morning / afternoon

© Oxford University Press

1 Listen, point and repeat. 31

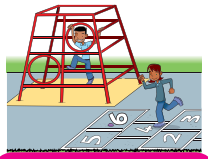
playground

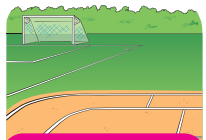
sports field


art room

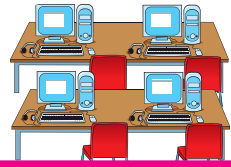
computer room


gym

We're in the playground.



2 Listen and sing. 32

3 Sing and do. 32

Let's sing!





At our school

In the playground, we have lots of fun.
We play, we talk, we jump, we run.

At our school. At our school. At our school.

On the sports field we do PE.
We play sports together, you and me.

At our school …

In the art room we paint and draw.
We put our pictures on the walls.

At our school …

In the computer room we look and hear.
We put the headphones on our ears.

At our school …

Let's learn!

at our school
on the sports field
in the art room

© Oxford University Press

1 Listen, point and repeat. 33

ch







2 Listen and chant. 34

My name's Charlie.
This is my teacher.
She's on a chair.
She's got a little chick.

Chirp, chirp, chirp, says the chick.
Chirp, chirp, chirp, says the chick.

My teacher's on a chair.
She's got a little chick.



3 Read the chant again. Circle the *ch* sounds.

4 Look at the picture and circle the correct sound.

1 

ch h c

2 

c k ch

3 

ch c h

4 

s c ch

© Oxford University Press

Skills Time!

Lesson Five I can understand a text about school.

Reading

1 Look at the photo. What school subjects do you know?

2 Listen and read. 35

Our Computer Room



At our school we've got a big computer room. We've got 12 computers in the room, one for every pupil. The computers are on tables. I sit next to my friend.

In the computer room, the pupils can study English, music, maths and science. They do art here, too.

In Primary 2, the children come to the computer room in the afternoon on Tuesday and Thursday. Everyone likes these lessons.

by Adil

3 Read again. Write T (true) or F (false).

1 We've got a small computer room. F
2 I sit next to my friend. _____
3 The pupils can study PE in the computer room. _____
4 The children come in the morning on Tuesday and Thursday. _____
5 Everyone likes these lessons. _____

4 Project What's your favourite place at school? Draw and say.

I like the playground!



© Oxford University Press

Listening

1 Listen and number. 36



I'm in class 2C. There are 12 girls and 14 boys in my class. Our teacher is Miss Svetlana.



Our classroom is upstairs. It's very big and bright.



We sit at tables. I sit with my friend Arnur.



There is a computer room, too. I love my school.

Speaking

2 Point and say.

There are 12 girls.

Her name is Miss Svetlana.

3 Talk about your class. Ask and answer.

boys girls teacher windows doors



How many boys are there?

There are …



Who's your teacher?



Our teacher is …

Class photos Unit 3

© Oxford University Press

Unit 3 outcomes:

• identify places in a school and school subjects • write sentences with our and their • use numbers up to 50 to answer the question How many...? • pronounce the sound /ʧ/ on its own and in words • read and understand a webpage • listen and identify school rooms from their descriptions

Different places

Lesson One *I can understand a text about different places.*

1 Listen and read. 37

1 Hi! I'm Aidana. I live in Nur-Sultan in Kazakhstan. Nur-Sultan is the capital city and it's big. I live near Baiterek. Where do you live?



2 I'm Dylan. I live in Brecon in Wales. It's in the UK. I live in the mountains with my family. Sometimes we see lambs.



3 I'm Dmitriy. I live in Rybachy in Russia. I live near the sea. I'm happy when we see seals and birds. Sometimes we visit my grandpa. He lives near the mountains. There are lots of Arctic foxes there.



4 I'm Harshita. I live in Lucknow in India. There are lots of different animals in India. Tigers and elephants live here.



2 Read and match.

1 Kazakhstan
2 India
3 Russia
4 The UK







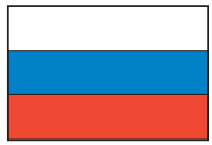

© Oxford University Press

1 Listen and point. 38


Be quiet!


Don't swim!


Don't feed the animals!


Put litter in the bin!

2 Look and number.

















3 Project Make a sign for where you live. Work in groups.

4 Where's it from? Write. Then point, ask and answer.

India the UK Russia ~~Kazakhstan~~


Kazakhstan









Where's it from?

It's from Kazakhstan.



© Oxford University Press

4 The world around us

Lesson One **Words:** I can understand a story about going out.

1 Listen, point and repeat. 39



help my mum | do my homework | visit my grandma | go swimming | have a music lesson | watch TV

2 Listen and chant. 40

3 Listen and read. 41



I go swimming every Monday. What do you do?



© Oxford University Press

1 Listen to the story again and repeat. Act. 41

2 Look and say.

Let's learn!



I **visit** my grandma every Tuesday.



I **don't have** a music lesson.



I **go swimming** every Thursday.



I **don't watch** TV.

3 Write. watch go visit do ~~have~~ help



I have a music lesson.



I _____ my homework.



I _____ swimming.



I _____ TV.



I _____ my dad.



I _____ my grandma.

4 Point and say.

Monday Tuesday Wednesday Thursday





Monday.

I visit my grandma.
I don't go swimming.



© Oxford University Press

1 Listen, point and repeat. 42


station


zoo


supermarket

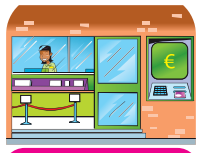
bank


garage

2 Listen and sing. 43

3 Sing and do. 43

Let's sing!

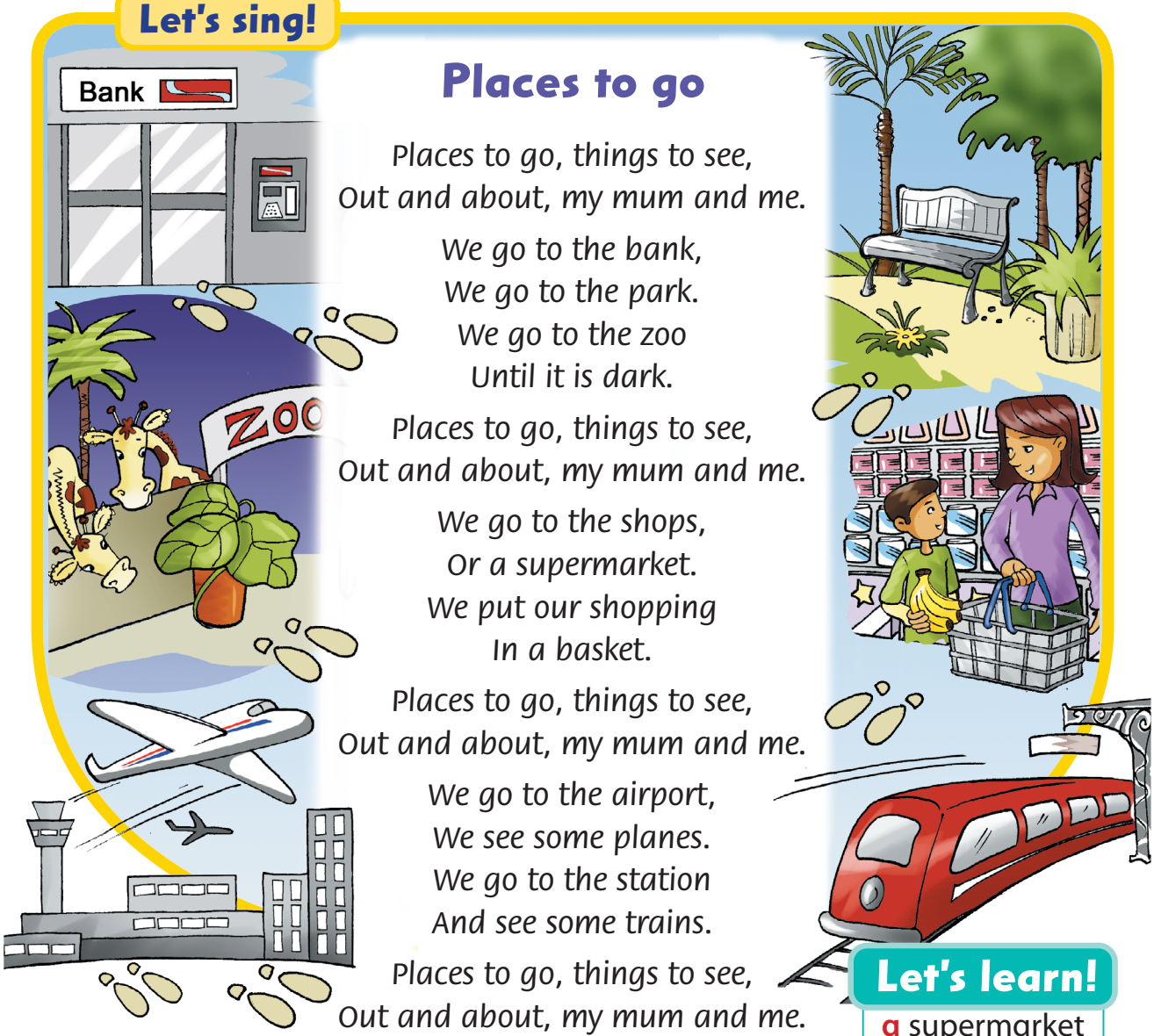

Places to go

Places to go, things to see,
Out and about, my mum and me.

We go to the bank,
We go to the park.
We go to the zoo
Until it is dark.

Places to go, things to see,
Out and about, my mum and me.

We go to the shops,
Or a supermarket.
We put our shopping
In a basket.

Places to go, things to see,
Out and about, my mum and me.

We go to the airport,
We see some planes.
We go to the station
And see some trains.

Places to go, things to see,
Out and about, my mum and me.

Let's learn!

a supermarket
an airport
the bank
some planes

© Oxford University Press

1 Listen, point and repeat. 44

th







2 Listen and chant. 45

Baby Theo's in the bath,
One, two, three.

Baby Theo counts his teeth,
One, two, three.



3 Read the chant again. Circle the *th* sounds.

4 Look at the picture and circle the correct sound.

1 

h th t

2 

h th t

3 

th tr h

4 

th s sh

© Oxford University Press

Skills Time!

Lesson Five I can understand a text about activities that children do.

Reading

1 Look at the pictures. Say what the children do.

2 Listen and read. 46

What do they do?



My name's Adil. After school, I do my homework. Then I go to the park. I like playing football there with my friends.





I'm Julia. I help my mum on Saturday. We go to a supermarket. We buy food there. Then we visit my grandma.



I'm Luke. After school, I help my mum and dad. Then I have a music lesson here at home. I really like music.



My name's Sara. I go swimming every Monday. And every Thursday I skate in the park with my sister. Do you like skating?

3 Read and match.

1	Where do you have music lessons?	In the park.
2	Where do you paint and draw?	At the station.
3	Where do you buy food?	In the art room.
4	Where do you play?	In the supermarket.
5	Where do you see trains?	At home.

Let's learn!

Where is the book? It's **here**. **Where** is your bike? It's **there**.

© Oxford University Press

Listening

1 Listen and tick (✔) or cross (✘). 47



Speaking

2 Look and say.

go swimming | read a book | have a music lesson | ride a bike
listen to music | do homework | play football | skateboard

Number 1. Do you ride a bike?

No, I don't. I read a book.

Number 2. Do you go swimming?

Yes, I do. I don't …

3 Look at the pictures in exercise 1. Ask and answer.



© Oxford University Press

Unit 4 outcomes:
• identify signs • identify after-school activities and places • make positive and negative sentences about activities • pronounce the sound /θ/ on its own and in words • read a class poster and match children with their activities • listen and identify which activities children take part in • use *here* and *there* to say where things are

1 Circle the odd one out. Write.

1	skirt	boots	skateboard	gloves	skateboard
2	hot	cousin	cold	happy	
3	behind	next to	between	thirsty	
4	nervous	music	maths	art	
5	tired	scared	gym	sad	

2 Look and match. Ask and answer.





1	Where's the bird?	e	a He's behind Rosy.
2	Where's Rosy?		b It's next to the box.
3	Where's Billy?		c He's in front of Rosy.
4	Where's the ball?		d She's between Tim and Billy.
5	Where's Tim?		e It's on the slide.

3 Say and write.

1 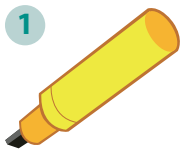 p

2  ____

3  ____

4  ____

5  ____

6  ____

© Oxford University Press

1 Write.

ride play

1 Abylai can *ride* a bike.
2 He can _____ football.
3 But he can't _____ a horse.
4 Elina can _____ a scooter.
5 She can _____ tennis.
6 But she can't _____ a bike.

2 Tick (✔) or cross (✘). Ask and answer.

Can Abylai ride a bike? *Yes, he can.* *Can Elina …?*

					
 Abylai	✔				
 Elina					

3 Look and circle.

Monday	Tuesday	Wednesday	Thursday	Friday	Saturday	Sunday
			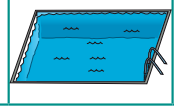			

1 I go swimming on **Wednesday** / **Thursday**.
2 I watch TV on **Friday** / **Tuesday**.
3 I don't listen to music on **Monday** / **Saturday**.
4 I visit my grandma on **Friday** / **Tuesday**.
5 I don't play football on **Tuesday** / **Sunday**.
6 I help my mum on **Wednesday** / **Sunday**.

4 Look and colour.

My work in Units 1, 2, 3 and 4 is

OK **Good** **Excellent**

© Oxford University Press

Everyday English

1 Listening Listen, read and say. 48



Kate:	Are you free after school today?
Ellie:	Sorry. I'm not free today.
Kate:	How about on Tuesday?
Ellie:	Yes, that's fine.



Kate:	We can play with my doll's house.
Ellie:	Great. I'll ask my mum. Oops!
Mrs Smith:	Oh! … Thank you, Ellie.
Ellie:	Sorry, Mrs Smith.

2 Listen and number. 49



3 Speaking Ask and answer.

Monday Tuesday
Wednesday

mum dad
grandma grandpa

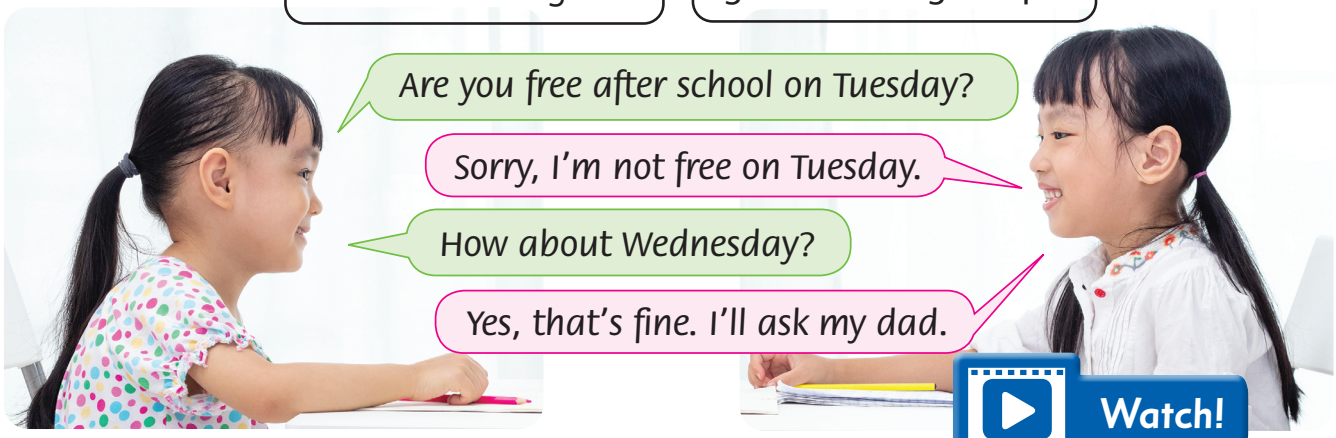

© Oxford University Press

1 Project Make a mini book.



Fold the paper in half.
Then fold it again.



Cut along the top of the book.
Your book now has 8 pages.



Colour and stick the pictures.
Or draw your own activities.



Write about your activities in the book.

2 Speaking Use the mini book and say.



© Oxford University Press

5 Health and body

Lesson One **Words:** I can understand a story about physical descriptions.

1 Listen, point and repeat. 50


long


short


blond

2 Listen and chant. 51


brown


curly


straight

3 Listen and read. 52











© Oxford University Press

1 Listen to the story again and repeat. Act. 52

2 Look and say.

Let's learn!



He**'s got** short hair.
He **hasn't got** straight hair.



She**'s got** blue eyes.
She **hasn't got** brown eyes.



It**'s got** black eyes.
It **hasn't got** long hair.

he**'s got** = he **has got**
has**n't got** = has **not got**

3 Write. **'s got** **hasn't got**

1 

He *'s got* _____ blond hair.

2 

She _____ curly hair.

3 

It _____ blue eyes.

4 

She _____ curly hair.

4 **Project** **Draw a picture of your friend. Say.**

Zhasmin has straight hair.
She hasn't got brown eyes.



© Oxford University Press

1 Listen, point and repeat. 53

60 sixty
70 seventy
80 eighty
90 ninety
100 one hundred

sixty
seventy
eighty
ninety

2 Listen and sing. 54

3 Sing and do. 54



Let's sing!

Let's count to one hundred!

Let's count to one hundred.
It's time to start.
10, 20, 30 …
Yes, good start!

Let's count to one hundred.
It's easy to do.
40, 50, 60 …
Yes, clever you!

Let's count to one hundred.
It's easy if you try.
70, 80 …
The numbers are high.

Let's count to one hundred.
Now we are done.
90, 100.
Counting is fun!





4 Use your ruler to measure some classroom objects.

1 cm (centimetre) = 10 mm (millimetres)
100 cm = 1 m (metre)

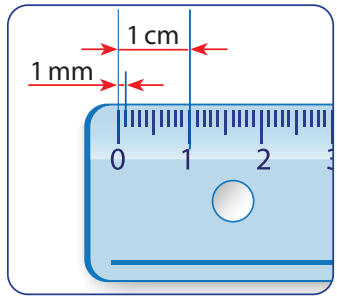

© Oxford University Press

1 Listen, point and repeat. 55



2 Listen and chant. 56

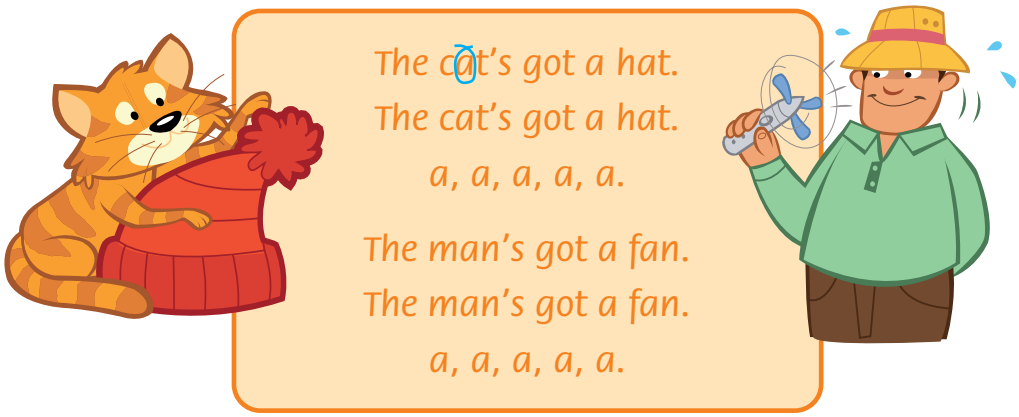

The cat's got a hat.
The cat's got a hat.
a, a, a, a, a.

The man's got a fan.
The man's got a fan.
a, a, a, a, a.

3 Read the chant again. Circle the *a* in the middle of the words.

4 Write.

1 

tha

hat

2 

nam

3 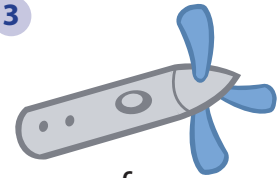

afn

4 

cta

© Oxford University Press

Skills Time!

Lesson Five I can understand a text describing a group of friends.

Reading

1 How many friends can you see?

2 Listen and read. 57

Dear Aruzhan,

This is a photo of me with my four friends. We are at the park.



Emily is my best friend. She's got brown hair. It's long and curly. Charlie is Emily's little brother. He's five. He's quite short and he's got black, short hair.

Isabel is tall and she's got long, blond hair. Her eyes are blue.

Danny is my cousin. He's tall and he's got brown hair and brown eyes. Can you see him? He's got a blue T-shirt.

I'm in the photo, too. I have very long, straight hair and brown eyes. Can you see me?

Have you got a photo of you and your friends in Kazakhstan? Please write soon.

From,
Katie

3 Read again. Write the names.

1 
Isabel

2 

3 

4 

5 

© Oxford University Press

Listening

1 **Listen and write. Answer about you.** 58



How tall?
1 m tall
Hair: _____ long



How tall?
_____ tall



How tall?
_____ tall
Arm: _____ long

you

How tall?
_____ tall
Hair: _____ long
Arm: _____ long

Speaking

2 **Ask and answer.**



How tall are you?

I'm … tall.



How long is your arm?

It's …



3 **Look and say.**



leg/legs



arm/arms



hand/hands



foot/feet

You play football with your …

You play tennis with your …

© Oxford University Press

Culture unit 6 Special days

Lesson One *I can understand a text about special days.*

1 Listen and read. 59



1 In the UK, Pancake Day is in February or March. I like making pancakes with my family. I can't flip a pancake, but look! My brother can flip a pancake.



2 In Kazakhstan, we celebrate Nauryz in March. We wear special clothes and eat special food. We make Nauryz kozhe. I like listening to Kazakh music and songs.



3 In the USA, we celebrate Thanksgiving in November. It's a very special day for the whole family. We eat roast turkey, then we have pumpkin pie for dessert. This is a parade in New York.

2 Write.

Thanksgiving Nauryz Pancake Day

1 We wear special clothes. Nauryz
2 We watch a parade. _____
3 We make pancakes. _____
4 We listen to music and songs. _____
5 We eat pumpkin pie. _____

© Oxford University Press

1 Listen and read. Then listen and write. 60

Draw Thank you ~~mum~~ like Write open

Make a card for your mum!

1 In the UK, we give cards and presents to our ___mum___ on Mother's Day.

2 Think about your mum. What does she _____?



3 _____ and colour a picture on the front of the card.



4 Now _____ the card. Draw a picture of you.



5 _____ your name in the card.



6 Give the card to your mum.



2 Project Make a card to celebrate a festival in Kazakhstan.

3 Ask and answer.

eat special food wear special clothes listen to music
watch a parade visit grandma and grandpa make cards



What do you like doing on special days?

I like visiting my grandma and grandpa.



© Oxford University Press

6 Traditions and customs

Lesson One Words: I can understand a story about food.

1 Listen, point and repeat. 61


salad


fries


pizza

2 Listen and chant. 62


milkshake


cheese sandwich


chicken

3 Listen and read. 63



I've got baursak. Have you got pizza?













© Oxford University Press

1 Listen to the story again and repeat. Act. 63

2 Look and say.

Let's learn!



Have you **got** a milkshake**?**
Yes, I **have**.



Have you **got** fries**?**
No, I **haven't**.



Has he **got** a cheese sandwich**?**
Yes, he **has**.



Has she **got** a pizza**?**
No, she **hasn't**.

3 Write. Yes, I have. No, I haven't.

1 *Have you got a milkshake?* _____





2 *Have you got salad?* _____ *I have a pizza!*

4 Look, ask and answer.

Yes, he has. No, he hasn't. Yes, she has. No, she hasn't.



1 Has he got a cheese sandwich? *No, he hasn't.*
2 Has he got salad? _____
3 Has she got a milkshake? _____
4 Has she got chicken? _____
5 Has he got fries? _____

© Oxford University Press

1 Listen, point and repeat. 64


tomato

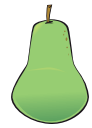
pear

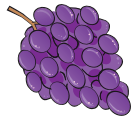
grapes


pasta


cereal

2 Listen and sing. 65

3 Sing and do. 65

Let's sing!

Open my lunch box!

Open my lunch box.
What can you see?
I've got a sandwich,
You can share with me.

I've got a tomato.
I've got a pear.
And I've got some grapes,
And I'm happy to share.



4 Project Make a lunch menu. Ask and answer.



Have you got pasta?

P-A-S-T-A

Pasta? How do you spell pasta?

Oh yes, I've got pasta.



© Oxford University Press

1 Listen, point and repeat. 66



2 Listen and chant. 67



3 Read the chant again. Circle the *e* in the middle of the words.

4 Match the words that rhyme.

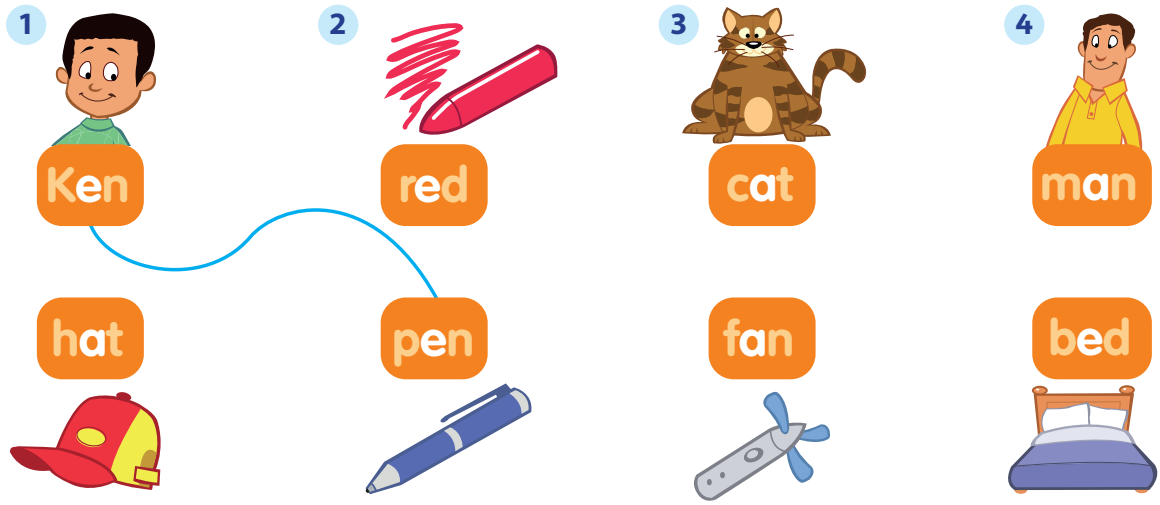

© Oxford University Press

Skills Time!

Lesson Five I can understand a text about home cooking in Kazakhstan.

Reading

1 Listen and read. 68

1 Hi! My name's Baglan. These are my favourite Kazakh dishes. What do you eat at home?



2 **Beshbarmak** is very popular in Kazakhstan. It's made from meat, noodles and onions. We don't eat it every day. We eat it on special days.





3 I like **shelpek**, too. My mum makes shelpek on Fridays. She uses butter, milk and flour. She fries the dough to make the flatbread. It's delicious!

4 My sister likes **koktal** best. It isn't difficult to make – it's easy! It's made from fish, onions and tomatoes.





5 We all like to eat **sorpa**! It's a type of soup. It's made from meat and vegetables.

2 Read and match.

1 It's made from meat and noodles.
2 It's made from fish and tomatoes.
3 It's made from flour and milk.
4 It's made from meat and vegetables.

Sorpa
Shelpek
Beshbarmak
Koktal

© Oxford University Press

Listening

1 Listen, point and repeat. 69

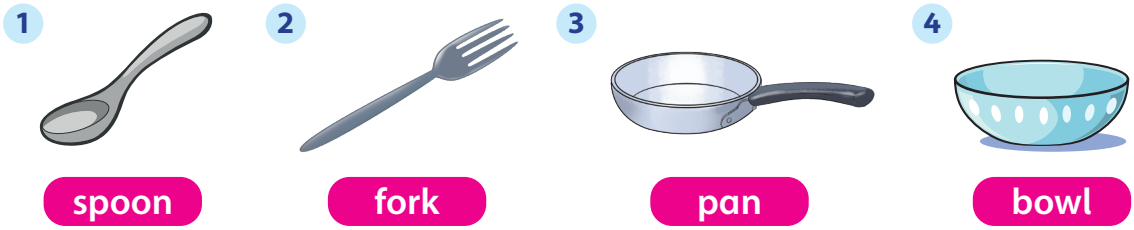

2 Listen and number. 70

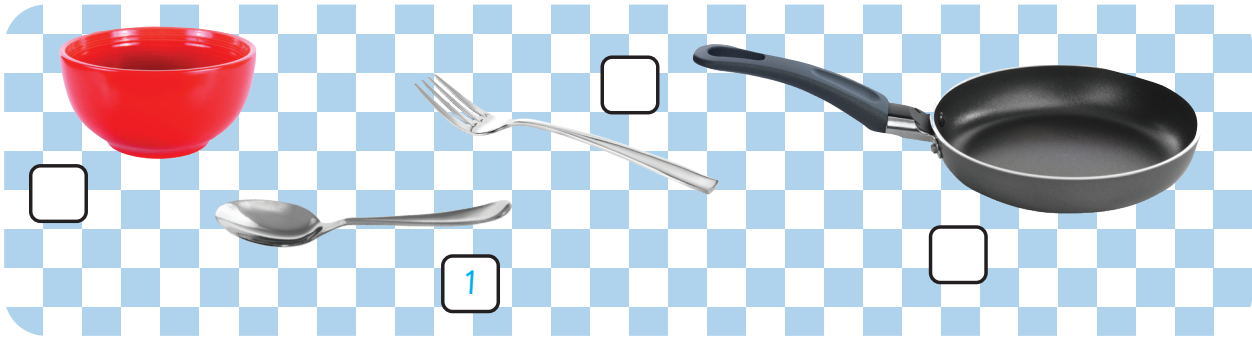

Speaking

3 Ask and answer.



© Oxford University Press

Unit 6 outcomes:
• identify types of food • ask and answer questions about what people have got • pronounce the sound /e/ on its own and in words
• read a text about home cooking and match ingredients to dishes • listen and understand what different kitchen items are used for

7 The natural environment

Lesson One **Words:** I can understand a story about the weather.

1 Listen, point and repeat. 71


raining


windy


hot

2 Listen and chant. 72

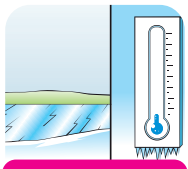
cold


snowing


sunny



3 Listen and read. 73













© Oxford University Press

1 Listen to the story again and repeat. Act. 73

2 Look and say.

Let's learn!



What's the weather like?
It's windy.



It's raining.



Put on your sun hat.



Don't put on your coat.

3 Write.

Put on | Don't put on | ~~Open~~ | Don't open



Open the window.



_____ your coat.



_____ the window.



_____ your hat.

4 **Point, ask and answer.**

raining | windy | hot | cold | snowing | sunny





What's the weather like?

It's …



© Oxford University Press

1 Listen, point and repeat. 74

2 Listen and sing. 75

Twelve months in a year

January, February, March and April,
January, February, March and April,
January, February, March and April,
Twelve months in a year!

May, June, July, then August and September,
May, June, July, then August and September,
May, June, July, then August and September,
Twelve months in a year!

October, November and December,
October, November and December,
October, November and December,
Twelve months in a year!



3 Ask and answer.



When's your birthday?

My birthday is in June.

How old are you?

I'm eight.



© Oxford University Press

1 Listen, point and repeat. 76



2 Listen and chant. 77

A big, big fish
In a big, big tin.

Eat the big fish.
Put the tin in the bin.





3 Read the chant again. Circle the *i* in the middle of the words.

4 Listen to the sounds and join the letters. 78

What is in the bin?



© Oxford University Press

Skills Time!

Lesson Five I can understand a text about the seasons.

Reading

1 Listen, point and repeat. 79


spring


summer


autumn


winter


season

2 Listen and read. 80

The Lazy Bear



It's spring in the forest. It's warm and sunny, and all the animals are awake, but Bruno the bear is still asleep. Bruno is very lazy!

Now it's summer. It's hot and there are lots of flowers. The animals are happy. But where's Bruno? Bruno is still asleep.

In the autumn, the leaves are red, yellow and orange. The animals are sleepy. They're ready for winter. But where's Bruno? Bruno is still asleep.

Now it's winter and it's snowing. But where's Bruno? Bruno is awake! "What a nice long sleep," he says.

"Oh no! It's winter!" Bruno isn't happy. He goes back to bed.



Now it's spring again. The animals play in the forest. But where's Bruno?

"Bruno!" the animals shout. Bruno is awake. He's happy now.



3 Read and write *spring*, *summer*, *autumn* or *winter*.

1 It's warm and sunny. spring
2 It's hot and there are lots of flowers. _____
3 It's snowing. _____
4 The leaves are red, yellow and orange. _____

© Oxford University Press

Listening

1 **Listen and tick (✔).** 81

1 How old is Katie?



2 When is her birthday?



3 Where is she from?



4 What is her favourite season?



Speaking

2 **Look and say.**



Katie is eight. Her birthday is in …

3 **Ask and answer.**



How old are you?

I'm eight.

Me too! Where are you from?

I'm from Kazakhstan.



Me too! What's your favourite season?

I like summer.

My favourite season is winter.

© Oxford University Press

What can animals do?

Lesson One *I can understand a text about what animals can do.*

1 Listen and read. 82



1 Kangaroos live in Australia. It's hot and sunny there. Kangaroos can jump very high.



2 Polar bears live in cold places. They can run and they can swim. Look at these polar bears. It's snowing!



3 Meerkats live in hot places. They live together in big groups and help each other. Meerkats can dig. This meerkat is digging a home underground.



4 Parrots live in forests. It's hot and rainy there. Parrots can't run, but they can fly. Did you know that some parrots can talk, too?

2 Look at the photos again. Read and write.

jumping flying
walking ~~digging~~

1 The meerkat is digging.
2 The kangaroo is _____.
3 The parrots are _____.
4 The polar bears are _____.

3 Think of an animal from Kazakhstan. Say.



Flamingos live in Kazakhstan. They can fly.

© Oxford University Press

1 Listen and read. 83

Sea adventures



2 Read and write T (true) or F (false).

1 Kofi and Tandi are in the forest. F

2 The hedgehog is thirsty. _____

3 The meerkat is scared. _____

4 Kofi and Tandi help the animals. _____

Sea adventures **Culture**

© Oxford University Press

Unit 7 outcomes:
• identify different types of weather and months of the year • ask and answer the question *What's the weather like?* • pronounce the sound /ɪ/ on its own and in words • read a story and understand when different events take place • listen for specific information to identify the correct picture • understand a text about what animals can do • understand a story about animals

8 Travel

Lesson One **Words:** I can understand a story about meeting people at a train station.

1 Listen, point and repeat. 84



turn left



turn right

2 Listen and chant. 85



go straight on



go back

3 Listen and read. 86



Turn left and go straight on. You are at the Baikonur station. Here's the train.













© Oxford University Press

1 Listen to the story again and repeat. Act. 86

2 Look and say.

Let's learn!





Subject	Verb	
I'm He's She's	wearing	a blue skirt. a yellow shirt. red trousers.
I'm He's She's	going	to the bank. to the zoo. to the park.

3 Match and write.

airport boots ~~He's~~ Rosy She's supermarket Tim zoo



1 He's wearing a red shirt. He's going to the station. His name is _____.

2 He's wearing blue jeans. His name's Joe. _____ going to the _____.

3 She's wearing green gloves. Her name's _____. She's going to the _____.

4 Her name's Milly. _____ wearing brown _____. She's going to the _____.

4 Point and say.



Where's Joe going?

He's going to the airport.



© Oxford University Press

1 Listen, point and repeat. 87


plane



taxi


helicopter


train


tram

2 Listen and sing. 88

3 Sing and do. 88

Let's sing!

Here comes the train!


o'clock

On Platform A
Here comes the train.
It's long and red.
Here comes the train.
What's the time? What's the time?
It's three o'clock.




quarter past

On Platform B
Here comes the train.
It's short and grey.
Here comes the train.
What's the time? What's the time?
It's quarter past three.




half past

On Platform C
Here comes the train.
It's very fast.
It doesn't stop.
What's the time? What's the time?
It's half past three.






quarter to

On Platform D
Here comes the train.
It's very slow.
And it stops.
What's the time? What's the time?
It's quarter to four.

© Oxford University Press

1 Listen, point and repeat. 89



2 Listen and chant. 90



3 Read the chant again. Circle the o in the middle of the words.

4 Match the words that rhyme.

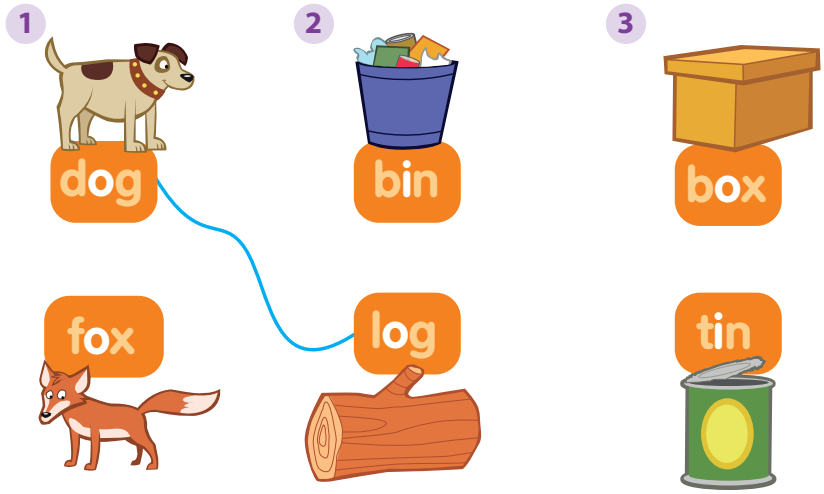

© Oxford University Press

Skills Time!

Lesson Five I can understand a poem about an airport.

Reading

1 Look at the picture. What can you see?

2 Listen and read. 91



At the airport,
Planes come and planes go.
Where are they going?
I don't always know.

There are lots of people,
Some are short, some are tall.
Adults and children,
I can't count them all.

They've got red coats, green coats,
Yellow coats, blue.
They've got long hair, short hair,
And curly hair too.

I look through the window,
Planes go up, planes go down.
Some are not moving.
Some are turning around.

The plane is here now.
It's half past two.
And here come my cousins,
My aunt and my uncle too.

3 Read again. Circle the correct word.

1 They are at the **airport** / **station**.
2 It's half past **eleven** / **two**.
3 Some people are **happy** / **tall**.
4 The boy can see **planes** / **trains**.
5 The boy's **cousins** / **friends** are here.

4 **Project** Make an origami plane.

© Oxford University Press

Listening

1 Listen and read. Then listen and circle. 92

Look out!



Speaking

2 Read. Play the game with a partner.





© Oxford University Press

Unit 8 outcomes:
• learn words for directions and different types of transport • ask and answer about what people are wearing and where they are going • pronounce the sound / ɒ / on its own and in words • read and understand a poem and find specific information • listen and understand a story

Altogether now

1 Read and number in order.

- [ ] Thank you.
- [1] What's this in English?
- [ ] Can you spell it, please?
- [ ] It's a board.
- [ ] B-o-a-r-d.
- [ ] You're welcome.



2 Look and match.



1	Has the giraffe got a long neck?	[c]	a Yes, he has.
2	Has it got two legs?	[ ]	b Yes, she has.
3	Has the boy got black hair?	[ ]	c Yes, it has.
4	Has he got fries?	[ ]	d No, she hasn't.
5	Has the girl got long hair?	[ ]	e No, he hasn't.
6	Has she got a pizza?	[ ]	f No, it hasn't.

3 Write.

o'clock half past ~~quarter to~~

cold raining windy

1



It's quarter to eight.
It's _____.

2



It's nine _____.
It's _____.

3



It's _____ eleven.
It's _____.

© Oxford University Press

1 Look, say and circle.

1 
ch sh

2 
ch sh

3 
ch sh

4 
ch sh

2 Look, say and write.

fan red man ~~bed~~ cat pen

1 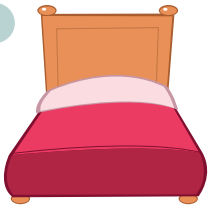

2 

3 

4 

5 

6 

a

bed

e

3 Look, say and circle the vowel.

1 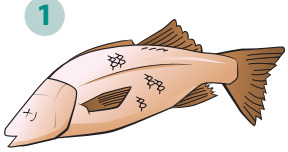
a e i o u

2 
a e i o u

3 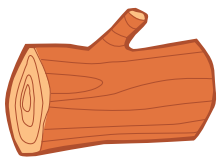
a e i o u

4 
a e i o u

4 Look and colour.

My work in Grade 2 is

OK Good Excellent

© Oxford University Press

Everyday English

1 Listening Listen, read and say. 93



Mum:	Would you like salad?
James:	Yes, please. Mmm, this is delicious.
Mum:	I'm happy you like it.



Mum:	Would you like fries?
James:	No, thanks. I'm full. Thank you for dinner.

2 Speaking Look at the food words. Ask and answer.

a sandwich a pear pasta juice tea



Watch!

© Oxford University Press

1 Project Make a plate of food.



Colour and cut out the plate.



Colour and cut out the food.



Stick three items on the plate.



Tell your partner about your plate.

2 Speaking Fill your food plate. Ask and answer.

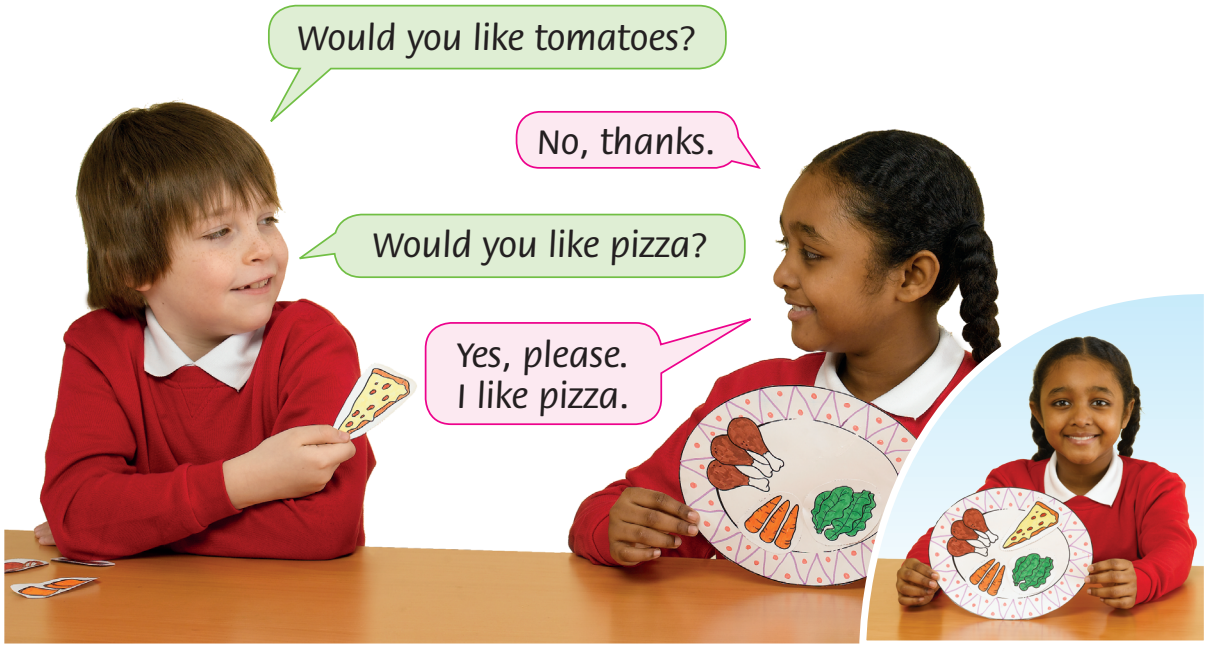

© Oxford University Press

Unit 1

aunt	апа, нағашы әпке	тётя
beach	жағажай	пляж
behind	артқы жағына; артқы жағынан; артында	за, сзади, позади
between	арасында	между
bike	велосипед	велосипед
black	қара	чёрный
blue	көк	синий
brave	батыл, ержүрек	смелый, храбрый
brother	аға, іні	брат
brown	қоңыр	коричневый
bump	қатты соққы	глухой тяжёлый удар; столкновение
chair	орындық	стул
cousin	немере аға, немере іні, немере әпке, немере қарындас	двоюродный брат, кузен; двоюродная сестра, кузина
dad	әке, әкетай	папа, папочка
day	күн	день
eighteen	он сегіз	восемнадцать
eleven	он бір	одиннадцать
end (v)	аяқтау, аяқталу	заканчивать(ся); завершать(ся); прекращать(ся)
fantastic	фантастикалық	фантастический
fifteen	он бес	пятнадцать
find	табу; таптыру	находить
fourteen	он төрт	четырнадцать
Friday	жұма	пятница
friend	дос	друг
fun	ермек	веселье, забава
grandma	әже	бабушка
grandpa	ата	дедушка
green	жасыл	зелёный
grey	сұр	серый
here	мұнда; осында; осы жерде	здесь
hide	тығу; бұғу; тығылу	прятать(ся)
jump	секіру	прыгать
learning (n)	оқу	обучение
Monday	дүйсенбі	понедельник
mum	ана; апа	мама, мамочка
nineteen	он тоғыз	девятнадцать
orange	қызғылт сары	оранжевый
perfect	мінсіз	совершенный, идеальный
pink	қызғылт	розовый
play football	футбол ойнау	играть в футбол
play tennis	теннис ойнау	играть в теннис
purple	күлгін	фиолетовый
red	қызыл	красный
ride a bike	велосипед тебу	ездить на велосипеде
ride a horse	атқа мініп жүру	кататься на лошади
Saturday	сенбі	суббота
scared	қорыққан	испуганный
scooter	скутер	скутер, самокат
seat	орындық	сиденье
seventeen	он жеті	семнадцать
sister	әпке, қарындас, сіңлі	сестра
sixteen	он алты	шестнадцать
skate (v)	коньки тебу	кататься на коньках
skateboard (v)	скейтборд тебу	кататься на скейтборде
skates (n)	коньки	коньки
Sunday	жексенбі	воскресенье
swing (n)	әткеншек	качели
table	үстел	стол
teach	оқыту; үйрету	обучать, преподавать
there	онда; сонда	там
thirteen	он үш	тринадцать
Thursday	бейсенбі	четверг
Tuesday	сейсенбі	вторник
twelve	он екі	двенадцать
twenty	жиырма	двадцать
uncle	аға; нағашы; жезде	дядя
Wednesday	сәрсенбі	среда
week	апта	неделя
welcome	сәлемдесу	приветствие
wheels	дөңгелек	колеса
white	ақ	белый
yellow	сары	жёлтый

Culture 1

help	көмектесу	помогать
pass	беру, тапсыру	передавать
spell	әріптеп айту	говорить слово по буквам
that	анау	то, та, тот
these	мыналар	эти
this	мынау	эта, этот
those	аналар	те

Unit 2

always	әрдайым; әрқашан	всегда
angry	ашулы	сердитый, злой
babies	сәбилер, бөбектер	малыши
bad	жаман	плохой
brave	батыл, ержүрек	смелый, храбрый
cold	суық	холодный
cry (v)	жылау	плакать
feelings	сезім	чувства
fish	балық	рыба
go to sleep	ұйықтау	ложиться спать
happy	бақытты	счастливый
hot	ыстық	горячий
hug (v)	құшақтасу	обнимать(ся)
hungry	аш	голодный
know	білу	знать
laugh	күлу	смеяться
nervous	ашушаң, күйгелек	нервный
sad	көңілсіз	грустный
scared	қорыққан, үріккен	напуганный
ship	кеме	корабль
shoes	туфли	туфли
show	көрсету	показывать
smile	күлімдеу	улыбаться
snore	қорылдау	храпеть
sometimes	кейде	иногда
stamp your feet	аяқпен жер тебіну	топать ногами
tell	айту	говорить, рассказывать
thirsty	шөлдеген	испытывающий жажду

© Oxford University Press

tired	шаршаған	уставший
twins	егіздер	близнецы
yourself	өзің, өзіңіз	сам, сама; себя

Unit 3

art	сурет сабағы, өнер сабағы	ИЗО
art room	өнер бөлмесі	кабинет ИЗО
chair	орындық	стул
chick	балапан	цыплёнок
clothes	киім	одежда
computer room	информатика бөлмесі	кабинет информатики
English	ағылшын тілі	английский язык
everyone	барлығы, бәрі	все
fifty	елу	пятьдесят
forty	қырық	сорок
gym	спорт зал	спортивный зал
headphones	құлаққап	наушники
hear	есту	слышать
lesson	сабақ	урок
maths	математика	математика
music	музыка	музыка
our	біздің	наш, наша, наши
PE	дене шынықтыру	физкультура
playground	ойын алаңы	игровая площадка
pupil	оқушы	ученик, ученица
run	жүгіру	бегать
subject	пән	предмет
science	ғылым	наука, основы наук
sports field	спорт алаңы	спортивная площадка
study	оқу	учиться
teacher	мұғалім	учитель
ten	он	десять
their	олардың	их
thirty	отыз	тридцать
twenty	жиырма	двадцать

Culture 2

city	қала	город
different	басқа	другой
feed (v)	тамақтандыру	кормить
India	Үндістан	Индия
Kazakhstan	Қазақстан	Казахстан
litter (n)	қоқыс	мусор
live (v)	тұру, өмір сүру	жить
place	орын	место
quiet	тыныш	тихий
Russia	Ресей	Россия
sea	теңіз	море
the UK	Ұлыбритания	Великобритания
Wales	Уэльс	Уэльс

Unit 4

airport	әуежай	аэропорт
bank	банк	банк
bath	ванна	ванна
do my home-work	үй жұмысын орындау	делать домашнюю работу
every	әр, әрбір	каждый
garage	гараж	гараж
go swimming	жүзумен айналысу	заниматься плаванием
go to the park	саябаққа бару	ходить в парк
have a music lesson	музыкамен айналысу	заниматься музыкой
help my mum	анама көмектесу	помогать маме
How about …?	.....жайлы не ойлайсың?	Как насчет ...?
I like …	маған ұнайды	Мне нравится ...
station	бекет	станция
supermarket	супермаркет	супермаркет
teeth	тістер	зубы
visit my grandma	әжеме қонаққа бару	ездить в гости к бабушке
watch TV	теледидар қарау	смотреть телевизор
zoo	зообақ, хайуанаттар бағы	зоопарк

Unit 5

best friend	ең жақын дос	лучший друг, лучшая подруга
blond	ақ сары	русый
brown	қоңыр	каштановый
cat	мысық	кот, кошка
clever	ақылды	умный
count	санау	считать
curly	бұйра	кудрявый
easy	жеңіл	легкий
eighty	сексен	восемьдесят
fan	фен	фен, вентилятор
high	биік	высокий
long	ұзын	длинный
man	адам	человек, мужчина
ninety	тоқсан	девяносто
one hundred	жүз	сто
photo	фотосурет	фотография
quite	тыныш	тихий
seventy	жетпіс	семьдесят
short	қысқа	короткий
sixty	алпыс	шестьдесят
start	бастау	начинать
straight	тік	прямой
tall	ұзын	высокий
try	байқап көру, тырысу	пробовать, пытаться

Culture 3

celebrate	тойлау, атап өту	праздновать
choose	таңдау	выбирать
flip	аудару	перевернуть
meet	танысу	встречать, знакомиться
pancake	құймақ	блин
parade	шеру	парад
pie	бәліш	пирог
pumpkin	асқабақ	тыква
roast turkey	көмештелген күркетауық	запеченная индейка
the USA	АҚШ	США

Unit 6

bed	кереует, төсек	кровать
bowl	тостаған	чаша, миска
butter	май	сливочное масло
cereal	қауыз	каша, хлопья
cheese sandwich	ірімшік қосылған сэндвич	сэндвич с сыром
chicken	тауық	курица

© Oxford University Press

delicious	өте дәмді	вкусный
dough	қамыр	тесто
fish	балық	рыба
flour	ұн	мука
fork	шанышқы	вилка
fry (v)	қуыру	жарить
fries	фри картоп	картофель фри
grapes	жүзім	виноград
lunch box	асқа арналған контейнер	контейнер для обеда
meat	ет	мясо
milk	сүт	молоко
milkshake	сүт коктейлі	молочный коктейль
naughty	тіл алмайтын	непослушный
noodles	кеспе	лапша
onion	пияз	лук
pan	шұңғыл таба	сковорода, кастрюля
pasta	макарон өнімдері	паста, макаронные изделия
pear	алмұрт	груша
pen	қаламсап	ручка
pizza	пицца	пицца
popular	әйгілі	популярный
salad	салат	салат
share	бөлісу	(по)делить(ся)
soup	көже	суп
spoon	қасық	ложка
tomato	қызанақ	помидор
vegetables	көкөністер (көгеністер)	овощи

Unit 7

April	сәуір	апрель
asleep	ұйқыдағы	спящий
August	тамыз	август
autumn	күз	осень
awake	ояу	проснувшийся, бодрствующий
bin	қоқыс шелегі	мусорное ведро
Catch it!	Ұста!	Лови!
cold	суық	холодный
December	желтоқсан	декабрь
February	ақпан	февраль
hot	ыстық	горячий, жаркий
I'm from …	мен .... (ел,қала..атауы)... мын	Я из ...
January	қаңтар	январь
July	шілде	июль
June	маусым	июнь
key	кілт	ключ
lazy	еріншек, жалқау	ленивый
March	наурыз	март
May	мамыр	май
November	қараша	ноябрь
October	қазан	октябрь
open (v)	ашу	открывать
put on	кию	одевать
ready	дайын	готовый
season	жыл мезгілі	сезон, время года
September	қыркүйек (қыргүйек)	сентябрь
sleepy	ұйқылы	сонный
spring	көктем	весна
summer	жаз	лето
sunny	шуақ күн	солнечно
tin	консерв құтысы	консервная банка
warm	жылы	теплый
wet	дымқыл	влажный, мокрый
winter	қыс	зима
windy	желді	ветрено

Culture 4

Australia	Аустралия	Австралия
dig	қазу	копать
forest	орман	лес
group	топ	группа
hedgehog	кірпі	еж
home	үй	дом
kangaroo	кенгуру	кенгуру
meerkat	сурикат	сурикат
parrot	тотықұс	попугай
polar bear	ақ аю	белый медведь
stone (n)	тас	камень
underground	жер асты	под землей
well (n)	құдық	колодец

Unit 8

adult	ересек	взрослый
boots	етік	сапоги
children	балалар	дети
dog	ит	собака
fast	жүйрік, тез,жылдам	быстрый
fox	түлкі	лиса
gloves	қолқап	перчатки
helicopter	тікұшақ	вертолет
It's (four) o'clock.	сағат төрт	Четыре часа.
It's half past (two).	сағат екі жарым	Половина третьего.
It's quarter past (two).	сағат екіден он бес минут кетті	Пятнадцать минут третьего.
It's quarter to (two).	сағат екіге он бес минут қалды	Без пятнадцати три.
jeans	джинс	джинсы
log	бөрене	бревно
plane	ұшақ	самолет
platform	перрон	перрон
scarf	шарф, мойынорағыш	шарф
shirt	жейде	рубашка
skirt	белдемше	юбка
slow	баяу, жәй	медленный
taxi	такси	такси
train	пойыз	поезд
tram	трамвай	трамвай
turn around	айналу, бұрылып қарау	развернуться, обернуться
What's the time?	Сағат қанша?	Который час?

© Oxford University Press