Kazakhstan Edition

Family and Friends 1

Pupil's Book for Grade 3

Dear Friends,

Welcome to Grade 3; this course was created for you. We understand that children have different ways of learning, some of you learn better by seeing, some by listening, some by reading and writing and some with movement. Family and Friends Kazakhstan Edition uses all these approaches to reach every one of you and help you reach your potential.

With this course you will go beyond the classroom, you will learn values of family and friendship, such as, co-operation, sharing, helping and appreciating those who help us.

You will also have an opportunity to show your creativity by creating fun projects in every unit.

Learning English will help you in many ways; making new friends is a big part of it. We are excited to join your learning journey and to be part of your family and friends.

Enjoy learning!

Icons

- listen and repeat
- listen and chant / listen and sing
- pairwork
- groupwork

Scan for the Kazakhstan digital platform

www.phoenix24.kz/add_book/61f6bb6b-fb38-4e17-9207-d7bfb98f4c7e

Naomi Simmons,
Kamila Beibitbayeva, Julie Penn

OXFORD UNIVERSITY PRESS

НЕ ДЛЯ ПЕЧАТИ

Property of Oxford University Press. Editing, copying and printing outside of the agreed terms is strictly prohibited

Scope and sequence

	Unit	Sub-topics	Vocabulary	Grammar	Phonics	Functional language
Term 1	**Unit 1** **Hello English!**	- Greetings and names - About me	*red, pink, purple, blue, yellow, green, orange, black, white, grey, brown* Numbers 1–20	*What's your name?* *My name's … How old are you?* *I'm …* *Where are you from? I'm from …* *That is (pink). Those are (red).*	The alphabet	*Hello, Goodbye,* *How are you?,* *I'm fine, thank you.*
	Project	**I can make a poster**				
	Culture	**At my school**				
	Unit 2 **My school**	- My schoolbag - My classroom and classroom activities	*pen, rubber, pencil, ruler, book bag, folder, door, window, bookcase, desk* Numbers 20-100	*What's this? It's a … What are these? They're …* *Is it a (pen)? No, it isn't./ Yes, it is.* *Are they (pens)? Not, they aren't./* *Yes, they are.* *In my bag. On my desk.* Regular and irregular plural nouns *There is a pencil. There are pens.*	Numbers ending in *-ty*	*This is my …* *These are my…* *Look at …* *Open the (door).* *Close the (bag).* *Please.* *Here you are.*
	Project	**I can make a poster**				
	Values	**Helping in the classroom**				
Term 2	**Unit 3** **People I love**	- My family - My friends	*mum, dad, sister, brother, grandma, grandpa* *happy, sad, hot, cold, tired, angry, scared, brave*	*Who's this? He's / She's …* *My mum has got (a book).* *You're / He's / She's (cold).*	Initial sounds: *a, b, c, d* *apple, bird, cat, dog* Determiners: *a/an, the* Singular and plural nouns	*Come, follow me.*
	Project	**I can make a book**				
	Culture	**My friends**				
	Unit 4 **Weather**	- Seasons and weather - Clothes I wear	*rainy, windy, hot, cold, snowy, sunny* *boots, coat, gloves, hat, jeans, scarf, shirt, skirt, sun hat* *January, February, March, April, May, June, July, August, September, October, November, December* *spring, summer, autumn, winter, season*	*What's the weather like?* *It's (windy). Is it (hot)?* *Yes, it is. / No, it isn't.* *Put on …* *Don't put on …* *in, on*	Initial sounds: *e, f, g, h* *egg, fig, goat, hat* *I've got …*	*Oh no!* *Let's go home.*
	Project	**I can make a book**				
	Values	**Take care in the sun**				
Review Units 1–4						

НЕ ДЛЯ ПЕЧАТИ

Property of Oxford University Press. Editing, copying and printing outside of the agreed terms is strictly prohibited

	Unit	Sub-topics	Vocabulary	Grammar	Phonics	Functional language
Term 3	**Unit 5** **My free time**	- I can do this! - My toys and sport. I like …	*run, fly, walk, talk, ride a bike, ride a scooter* *write, draw, sing, dance, cook* *help my mum, do my homework, visit my grandma, go swimming, have a music lesson, watch TV*	*He can / can't fly.* *Can he run? Yes, he can. /No, he can't.* *Like + verb +-ing* to express likes and dislikes	Initial sounds: *i, j, k, l* *ink, jam, kite, lion* Determiners: *a kite, some jam*	*I can do anything!*
	Project	**I can make a calendar**				
	Culture	**My toys**				
	Unit 6 **Health**	- Body parts - Healthy food	*arms, nose, face, legs, ears, mouth fingers, hands, eyes, eyebrows, shoulders* *rice, meat, carrots, yogurt, fish, bread* *milk, juice, water, tea, hot chocolate* *sandwich, grapes, ice cream, cherries*	Countable and uncountable nouns *This / that / these / those*	Initial sounds: *m, n, o, p* *mum, nurse, orange, pen*	*Point to …* *Eat your …* *Drink your …*
	Project	**I can make a poster**				
	Values	**Keep fit**				
Term 4	**Unit 7** **Buildings**	- My house, my room and objects - Buildings in our town	*chocolate, balloon, present, cake, card, mask* *café, cinema, playground, shopping centre, swimming pool* *kitchen, living room, dining room, bedroom, bathroom* *chair, table* *library, shop, boats, river*	Singular and plural of countable nouns *This / that / these / those* *his / her*	Initial sounds: *q, r, s, t, u* *queen, rabbit, sofa, teddy, umbrella* *Where is …? On the sofa.*	*Come, follow me.* *What's in the dining room?* *upstairs, downstairs*
	Project	**I can make a book**				
	Culture	**Buildings in our town**				
	Unit 8 **My holidays**	- Family holidays - Transport	*long, short, blond, brown, curly, straight* *plane, taxi, helicopter, train, tram*	*He's / She's / It's got (blond hair).* *He / She / It hasn't got (blond hair).*	Initial sounds: *v, w, x, y, z* *van, window, box, yo-yo, zebra* in: *I can see a zebra in a van.*	*Here comes the train. It's very fast.* *It's very slow.* *Look at me!* *Look out!* *What's the time?*
	Project	**I can make a poster**				
	Values	**A helping hand**				
Review Units 5–8						

НЕ ДЛЯ ПЕЧАТИ

Property of Oxford University Press. Editing, copying and printing outside of the agreed terms is strictly prohibited

1 Hello English!

Scan for video and audio

Lesson One **Words:** I can understand greetings and characters' names.

1 Listen, point and repeat. 01


Rosy


Tim


Billy


Miss Jones

2 Listen and chant. 02

Hello, Rosy. Hello, Tim. Hello, everyone.
Hello, Billy and Miss Jones.
Come and have some fun!



3 Look, listen and point. 03









НЕ ДЛЯ ПЕЧАТИ

Property of Oxford University Press. Editing, copying and printing outside of the agreed terms is strictly prohibited

1 Listen to the story again and repeat. Act. 03

2 Ask and answer.



Hello. What's your name?

My name's Adil.

My name's Berik.
What's your name?



3 Look at the alphabet. Say the letters.

Aa	Bb	Cc	Dd	Ee	Ff
Gg	Hh	Ii	Jj	Kk	Ll
Mm	Nn	Oo	Pp	Qq	Rr
Ss	Tt	Uu	Vv	Ww	Xx
		Yy	Zz		

4 Write your name. Then say and spell.

My name's _____.



My name's Saken.
S-A-K-E-N

I'm Gaukhar.
G-A-U-K-H-A-R



НЕ ДЛЯ ПЕЧАТИ

Property of Oxford University Press. Editing, copying and printing outside of the agreed terms is strictly prohibited

1 Write your name in the song.

2 Listen and sing your name. 04

Let's sing!

Hello, hello!

Hello, hello,
How are you?
I'm fine, thank you.
I'm fine, thank you.

Hello, hello,
What's your name?

My name's _____.
That's my name.

Goodbye, goodbye,
Goodbye to you …

3 Look at the song again. Ask and answer.



Hello. My name's Arman.

How are you?

Goodbye.

Hi. My name's Aruzhan.

I'm fine, thank you.

Bye.



НЕ ДЛЯ ПЕЧАТИ

Property of Oxford University Press. Editing, copying and printing outside of the agreed terms is strictly prohibited

1 Listen, point and repeat. 05

1 one	2 two	3 three	4 four	5 five
6 six	7 seven	8 eight	9 nine	10 ten

2 Listen and tick (✔). 06



3 Listen, point and repeat. 07

11 eleven	12 twelve	13 thirteen	14 fourteen	15 fifteen
16 sixteen	17 seventeen	18 eighteen	19 nineteen	20 twenty

4 Listen and point. 08



НЕ ДЛЯ ПЕЧАТИ

Property of Oxford University Press. Editing, copying and printing outside of the agreed terms is strictly prohibited

Skills time!

Lesson Five I can identify different colours.

Words

1 Listen, point and repeat. 09

red

yellow

pink

green

purple

orange

blue

black

white

brown

grey

2 Look and write the colours.

1 

blue and yellow

2 

3 

4 

5 

3 Look at the cars on page 7. Say the colours.



Twelve is red.

Fifteen is green.



Twenty is grey.



НЕ ДЛЯ ПЕЧАТИ

Property of Oxford University Press. Editing, copying and printing outside of the agreed terms is strictly prohibited

Listening

1 Listen and tick (✔). 10

1 What's her name?

Rosy ☐ Holly ☐ Katie ☑

2 How old is she?







☐ ☐ ☐

3 Where is she from?





☐ ☐ ☐

Speaking

2 Look and say.

Her name's Katie.

She's nine.

She's from …

3 Ask and answer.



What's your name?

How old are you?

Where are you from?

My name's Aizere.

I'm nine.

I'm from Kazakhstan.



Go to Project lesson 7 to make a poster about you.

ТЕК ДЛЯ ПЕРЕГЛЯДУ

Property of Oxford University Press. Editing, copying and printing outside of the agreed terms is strictly prohibited

Unit 1 Project

Lesson Seven I can make a poster.

Think

1 Answer the questions about you.

What's your name? _____

How old are you? ☐ eight ☐ nine ☐ ten

Where are you from? _____

What's your favourite colour? ☐ black ☐ blue ☐ brown ☐ green ☐ white ☐ yellow ☐ pink ☐ red ☐ grey ☐ purple ☐ orange

Create

2 Make a poster about you. Draw pictures.





Share

3 Share your poster. Take turns.



My name's Birzhan.

I'm from Kazakhstan.

I'm ten.

My favourite colour is red.



НЕЛЬЗЯ ПЕЧАТИ

Property of Oxford University Press. Editing, copying and printing outside of the agreed terms is strictly prohibited

1 Look, listen and point. 11









2 Listen, point and repeat. 12

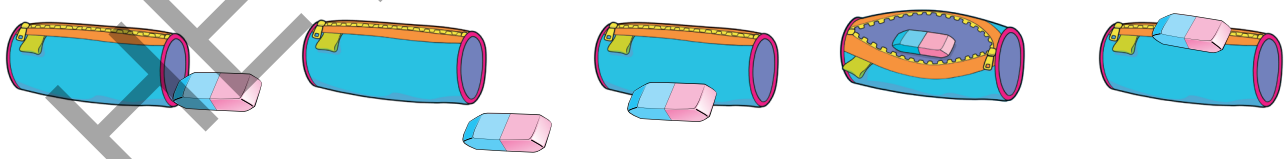

next to near in front of in on

3 Ask and answer about your classroom.

Where's the chair?

It's near the desk.

РЕЗЕРВНА

Property of Oxford University Press. Editing, copying and printing outside of the agreed terms is strictly prohibited

2 My school

Scan for video and audio

Lesson One **Words:** I can understand a story about classroom objects.

1 Listen, point and repeat. 13

2 Listen and chant. 14

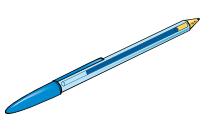
pen

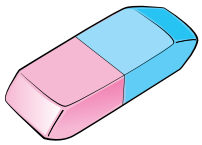
rubber


pencil

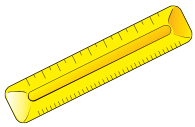
ruler


book

3 Look, listen and point. 15









4 Point and say.

It's a pencil.

НЕ ПЛАТНА КОПІЯ

Property of Oxford University Press. Editing, copying and printing outside of the agreed terms is strictly prohibited

1 Listen to the story again and repeat. Act. 15

2 Look and say.

Let's learn!



What's = What **is**
It's = It **is**
They're = They **are**

3 Look and say.

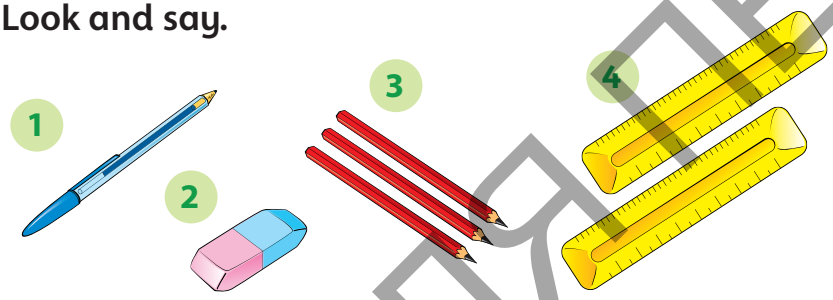

Let's learn!

one pen	three pens
one ruler	four rulers
one man	two **men**
one woman	three **women**
one child	five **children**

4 Look and read. Then circle.

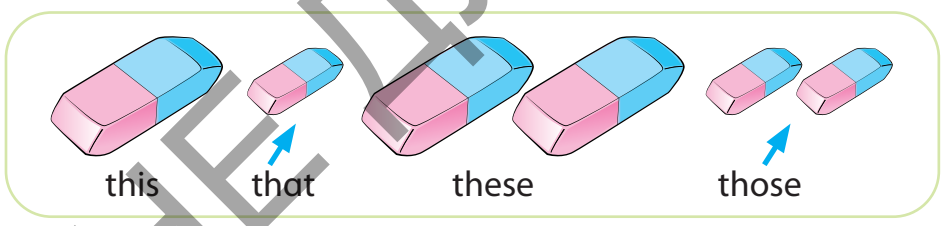

What are those?

They're rubbers.

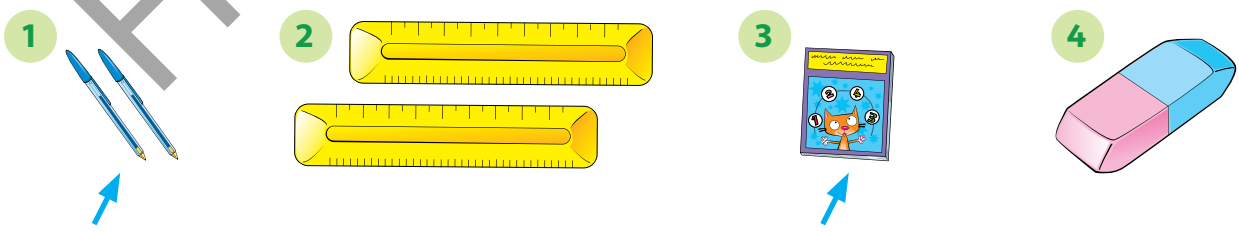

1 What are **these** / **those**?
It's / **They're** pens.

2 **What's** / **What are** these?
They're **rulers** / **a ruler**.

3 What's **that** / **this**?
It's / **They're** a book.

4 **What's** / **What are** this?
It's **rubbers** / **a rubber**.

НЕДЛЯПРОДАЖУ

Property of Oxford University Press. Editing, copying and printing outside of the agreed terms is strictly prohibited

1 Listen, point and repeat. 16


bag


folder


door


window


bookcase


desk

2 Listen and sing. 17

3 Sing again and do. 17



4 Look at your classroom. Then say.

Look. It's a desk.

НЕ ДЛЯ ДРУКУ

Property of Oxford University Press. Editing, copying and printing outside of the agreed terms is strictly prohibited

1 Listen, point and repeat. 18

10	20	30	40	50
ten	twenty	thirty	forty	fifty
60	**70**	**80**	**90**	**100**
sixty	seventy	eighty	ninety	one hundred

twenty
thirty
forty
fifty
sixty
seventy
eighty
ninety

2 Listen and sing. 19 **3** Sing again and do. 19

Let's sing!

Let's count to one hundred!

Let's count to one hundred.
It's time to start.
10, 20, 30 …
Yes, good start!

Let's count to one hundred.
It's easy to do.
40, 50, 60 …
Yes, clever you!

Let's count to one hundred.
It's easy if you try.
70, 80 …
The numbers are high.

Let's count to one hundred.
Now we are done.
90, 100.
Counting is fun!







4 Use your ruler to measure some classroom objects.

1 cm (centimetre) = 10 mm (millimetres)
100 cm = 1 m (metre)

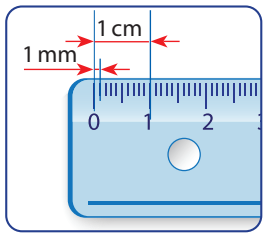

НЕДЛЯ ПЕЧАТИ

Property of Oxford University Press. Editing, copying and printing outside of the agreed terms is strictly prohibited

Skills time!

Lesson Five *I can understand descriptions of objects and use there is… and there are… to talk about objects.*

Words

1 Point to four school things. Say the words.

2 Listen and point. 20



My name's Kamila. This is my school bag. There's a pencil case in my school bag. There are pens in my pencil case. There's a rubber too. There are books in my bag. What is there in your bag?

3 Look and say.



НЕ ДЛЯ ПЕЧАТИ

Property of Oxford University Press. Editing, copying and printing outside of the agreed terms is strictly prohibited

Listening

1 Listen and circle the correct picture. 21

1 

2 

3 

4 

Speaking

2 Listen and repeat. 22

Is it a pen? — No, it isn't.

Is it a ruler? — Yes, it is.

3 Look at your classroom. Point, ask and answer.



Is it a pencil? — No, it isn't.

Are they rubbers? — Yes, they are.



Go to Project lesson 7 to make a poster of your classroom.

НЕ ДЛЯ ПЕЧАТИ

Property of Oxford University Press. Editing, copying and printing outside of the agreed terms is strictly prohibited

Unit 2 Project

Lesson Seven I can make a poster.

Think

1 Look at your classroom. What do you see?

- ☐ pens
- ☐ rubbers
- ☐ pencils
- ☐ rulers
- ☐ books
- ☐ bags
- ☐ folders
- ☐ doors
- ☐ windows
- ☐ bookcases
- ☐ desks
- ☐ _____

Create

2 Make a poster of your classroom. Use different colours.



Share

3 Ask and answer about your poster.



What's that?



What are those?

It's a rubber. It's pink.



They're pens. They're blue.

НЕ ДЛЯ ПРОДАЖУ

Property of Oxford University Press. Editing, copying and printing outside of the agreed terms is strictly prohibited

1 Read out loud and mimic the actions.

Listen. Don't talk.
Close the door.
Walk. Don't run!
Help a friend.
Share your things.
Put the rubbish in the bin.
Keep the classroom clean.

2 Create your own classroom rules.

Our classroom rules

1.
2.
3.
4.
5.
6.
7.
8.
9.
10.

НЕ ДЛЯ ПЕЧАТИ

Property of Oxford University Press. Editing, copying and printing outside of the agreed terms is strictly prohibited

3 People I love

Scan for video and audio

Lesson One **Words:** I can understand a story about family and friends.

1 Listen, point and repeat. 23

2 Listen and chant. 24



3 Look, listen and point. 25



4 Talk about your family.

This is my grandpa and my baby brother.



НЕ ДЛЯ ПРОДАЖИ

Property of Oxford University Press. Editing, copying and printing outside of the agreed terms is strictly prohibited

1 Listen to the story again and repeat. Act. 25

2 Look and say. Then answer for Billy.

Let's learn!



Who's this?
She's my mum.
He's my brother.





Who's this?
1 **She's** / **He's** my dad.
2 **She's** / **He's** my mum.
3 **She's** / **He's** my grandpa.
4 **She's** / **He's** my sister.

3 Look and say.

Let's learn!



Mum **has got** a book.



Billy **has got** a teddy.

4 Follow and write. Then say.



Mum *has* *got* a book.

Rosy _____ a ruler.

Grandma _____ _____ a rubber.

Grandpa _____ _____ a pen.

Mum has got a book.



НЕ ДЛЯ ПЕЧАТИ

Property of Oxford University Press. Editing, copying and printing outside of the agreed terms is strictly prohibited

1 Listen, point and repeat. 26



2 Listen and sing. 27

3 Sing again and do. 27

Let's sing!

If you're tired and you know it ...

If you're tired and you know it,
Go to sleep! [Snore, snore]
If you're tired and you know it,
Go to sleep! [Snore, snore]

If you're tired and you know it,
And you really want to show it,
If you're tired and you know it,
Go to sleep! [Snore, snore]

If you're scared and you know it,
Hug yourself! [Hug, hug] ...

If you're angry and you know it,
Stamp your feet! [Stamp, stamp] ...

If you're brave and you know it,
Say, 'I can!' [I can!] ...



4 Talk about your friends and family members.

mum dad brother sister grandma
grandpa cousin uncle aunt friend



This is my friend, Aizere. She's cold.



НЕ ДЛЯ ПЕЧАТИ

Property of Oxford University Press. Editing, copying and printing outside of the agreed terms is strictly prohibited

1 Listen, point and repeat. 28

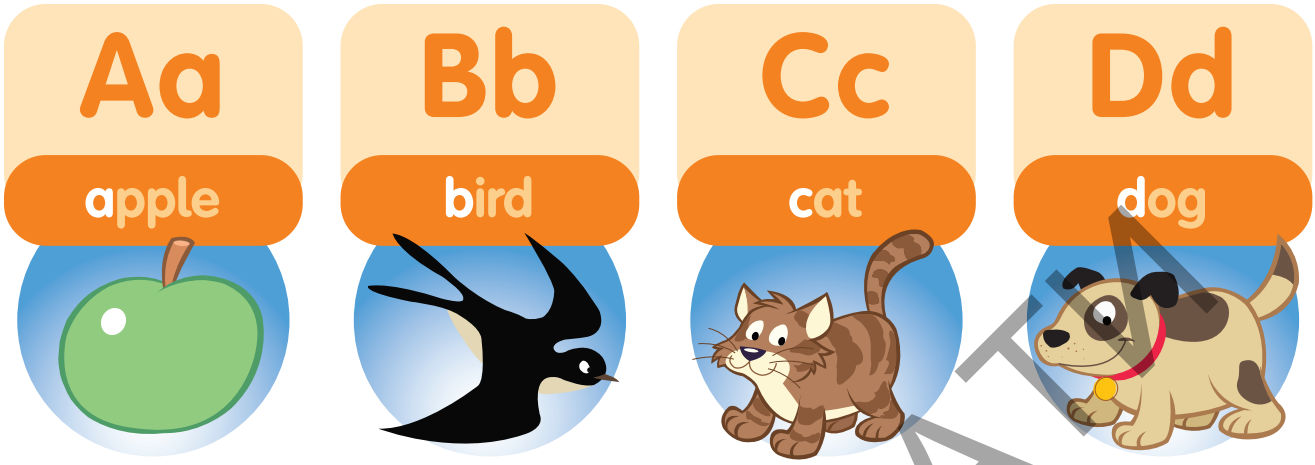

2 Listen and chant. 29

This is an apple, a, a, apple.
This is a bird, b, b, bird.
This is a cat, c, c, cat.
This is a dog, d, d, dog.

3 Listen to the sounds and join the letters. 30
What has the dog got?

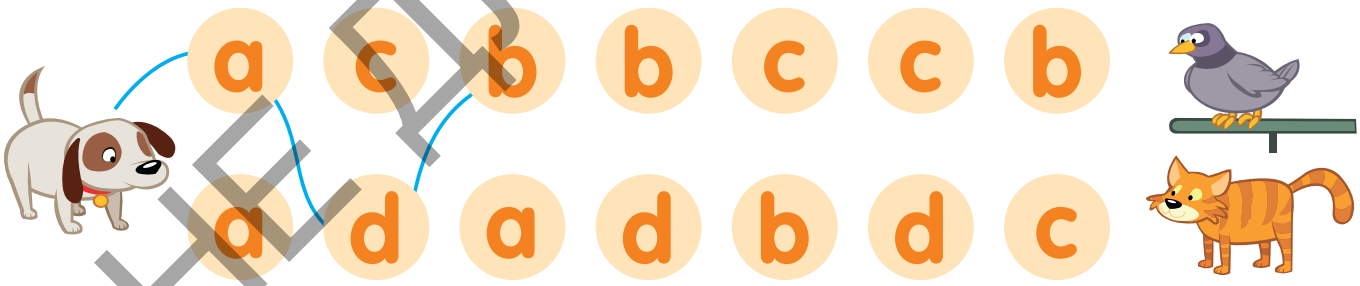

4 Look and circle the letters *a, b, c, d* at the start of the words.

Here's a cat with a bird.
Here's a dog with an apple.



НЕ ДЛЯ ПЕЧАТИ

Property of Oxford University Press. Editing, copying and printing outside of the agreed terms is strictly prohibited

Skills time!

Lesson Five I can understand a poem about feelings.

Reading

1 Look at the pictures. How does the girl feel?

2 Read and listen to the poem. 31

My Feelings

Sometimes I am happy.
Sometimes I am sad.
Sometimes I am scared.
But I am never bad.

When I'm really happy,
I smile and laugh and play.
When I'm really happy,
It's a very good day.

When I'm really sad,
I cry and tell my mum.
We always talk together,
Then happy times can come.





3 Read again. Match.

1 play
2 cry
3 laugh
4 tell my mum
5 smile

a happy

b sad

4 When do you feel this way? always sometimes never

1 happy _____
2 sad _____
3 brave _____
4 scared _____
5 hot _____
6 cold _____

Let's learn!

always
sometimes
never

НЕ ДЛЯ ПЕЧАТИ

Property of Oxford University Press. Editing, copying and printing outside of the agreed terms is strictly prohibited

Listening

1 Listen and number. 32



Speaking

2 Point and say.



Look. He's happy.

3 Look at the pictures in exercise 1. Ask and answer.

happy sad tired cold scared



Number 1. Is he sad?

No, he isn't. He's happy.



Go to Project lesson 7 to make a feelings book.

Unit 3 outcomes:
• identify different members of the family • ask and answer about family members • recognise and pronounce the upper- and lower-case forms of the letters *a*, *b*, *c* and *d* • learn words for feelings and emotions • read and understand a poem and match feelings to actions • say something a family member *has got*.

Property of Oxford University Press. Editing, copying and printing outside of the agreed terms is strictly prohibited

НЕ ДЛЯ ПЕЧАТИ

Unit 3 Project

Lesson Seven I can make a book.

Think

1 **Talk to your family and friends. Write their feelings.**

angry brave cold happy hot sad scared tired

Name: _____ Feeling: _____

Name: _____ Feeling: _____

Name: _____ Feeling: _____

Name: _____ Feeling: _____

Create

2 **Make a feelings book about your family and friends. Write and draw.**



Share

3 **Share your book. Take turns.**



This is my grandma. She's happy.

And this is my friend, Rustem. He's tired.

This is my cousin, Dinara. She's brave.



НЕ ДЛЯ ПЕЧАТИ

Property of Oxford University Press. Editing, copying and printing outside of the agreed terms is strictly prohibited

1 Listen and read. 33



2 This is Baglan. He's eight. He's got a football.

1 Hi! I'm Yerlan. Here are my friends.



3 This is Zhanara. She's nine. She's got a bike.



4 This is Yernar. He's got skates. This is his brother Serik. He's got skates too.



2 Listen and read. 34





3 Ask and answer.

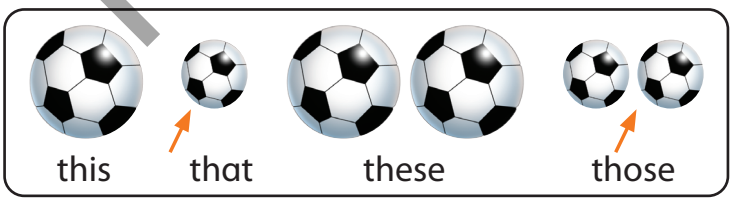

Can you pass me those, please?

Yes, OK.

НЕ ДЛЯ ПЕЧАТИ

Property of Oxford University Press. Editing, copying and printing outside of the agreed terms is strictly prohibited

4 Weather

Scan for video and audio

Lesson One **Words:** I can understand a story about the weather.

1 Listen, point and repeat. 35

2 Listen and chant. 36


rainy


windy

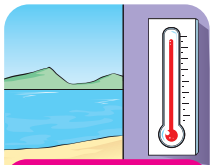
hot

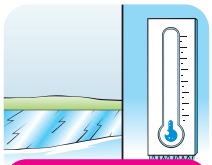
cold


snowy


sunny

3 Listen and read. 37













4 Ask and answer.

What's the weather like today?

It's sunny.

ЗРАЗОК

Property of Oxford University Press. Editing, copying and printing outside of the agreed terms is strictly prohibited

1 Listen to the story again and repeat. Act. 37

2 Look and say.


boots


gloves


jeans

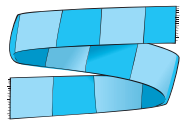
scarf


shirt


skirt

3 Look and say.

Let's learn!

boot = boots
scarf = scarves


What's the weather like?
It's windy.


It's rainy.


Put on your sun hat.


Don't put on your coat.

4 Write and check your answers.

Put on | Don't put on | ~~Open~~ | Don't open


1 Open the window.


2 _____ your coat.


3 _____ the window.


4 _____ your hat.

5 Point and ask.

rainy | windy | hot | cold | snowy | sunny


1


2


3


4


5


6

What's the weather like?

It's windy. Put on your coat.

НЕ ДЛЯ ПЕЧАТИ

Property of Oxford University Press. Editing, copying and printing outside of the agreed terms is strictly prohibited

Let's learn!

Saturday and Sunday = the weekend

1 Point and say.



2 Listen, point and repeat. 38

3 Listen and sing. 39

Twelve months in a year

January, February, March and April,
January, February, March and April,
January, February, March and April,
Twelve months in a year!

May, June, July, then August and September,
May, June, July, then August and September,
May, June, July, then August and September,
Twelve months in a year!

October, November and December,
October, November and December,
October, November and December,
Twelve months in a year!

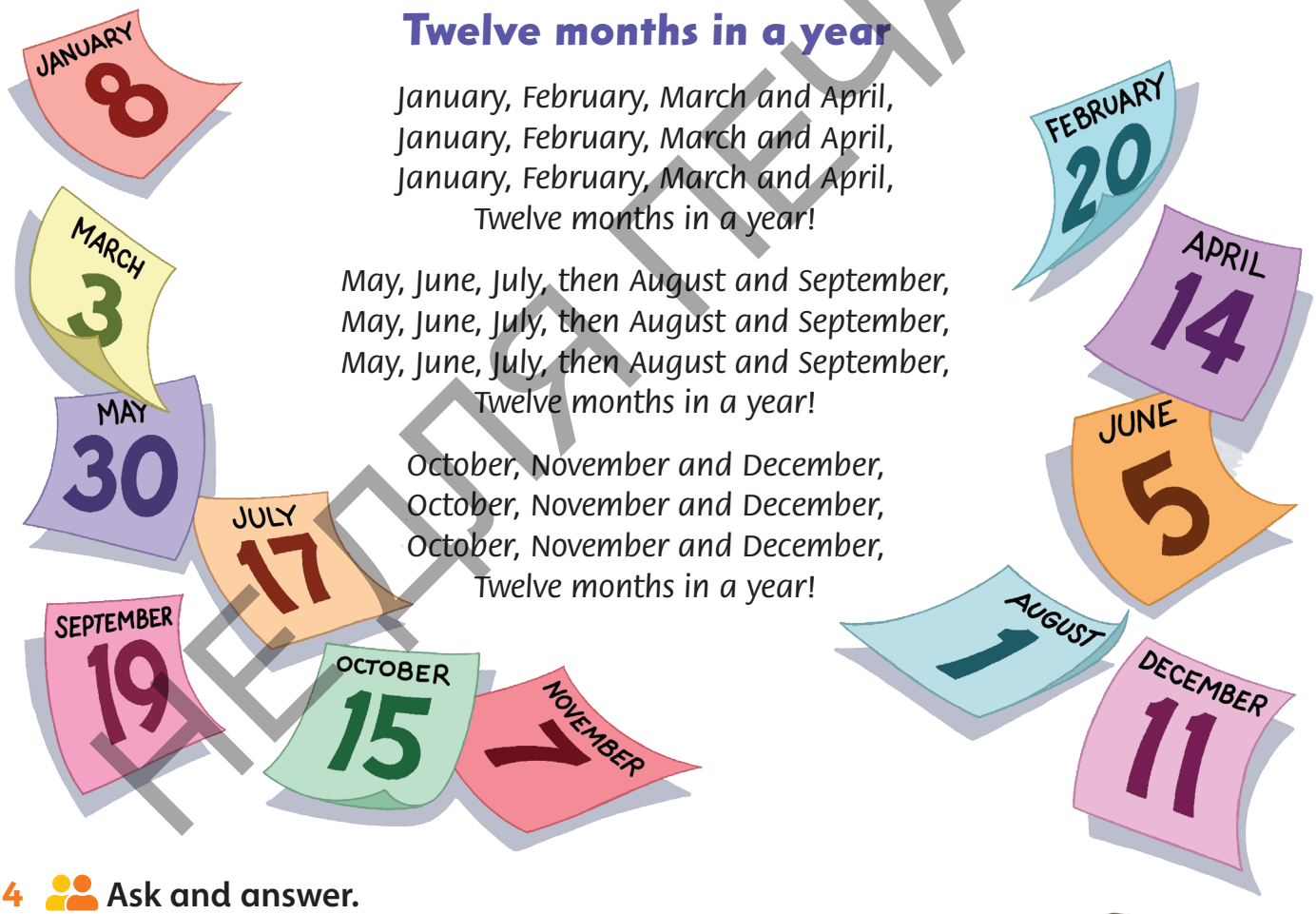

4 Ask and answer.



When's your birthday?

My birthday is in June.

How old are you?

I'm ten.



ТЕСТОВА ПЕЧАТА

Property of Oxford University Press. Editing, copying and printing outside of the agreed terms is strictly prohibited

1 Listen, point and repeat. 40

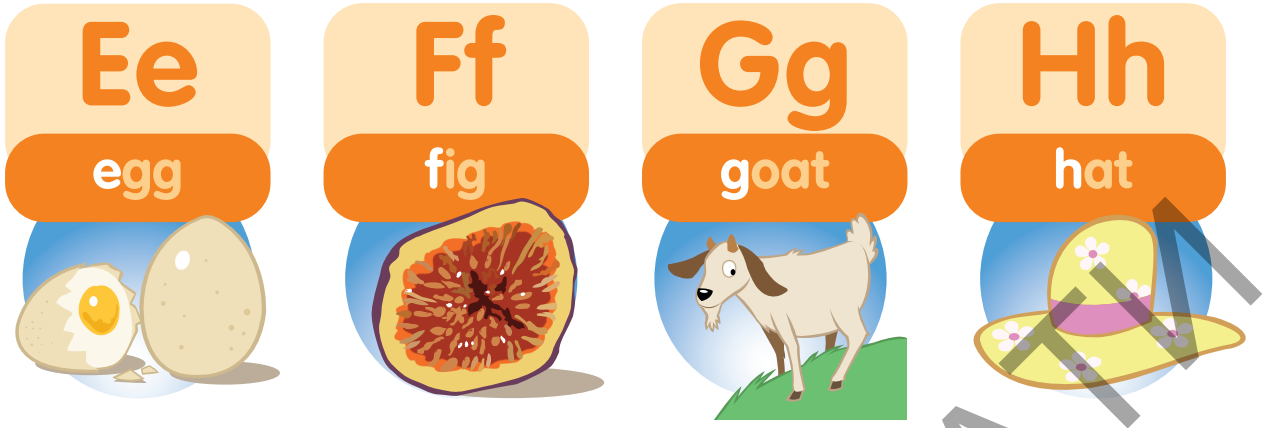

2 Listen and chant. 41

Let's learn!

an egg
a fig

I've got an egg, e, e, egg.
I've got a fig, f, f, fig.
I've got a goat, g, g, goat.
I've got a hat, h, h, hat.

3 Listen to the sounds and join the letters. 42

What has the goat got?

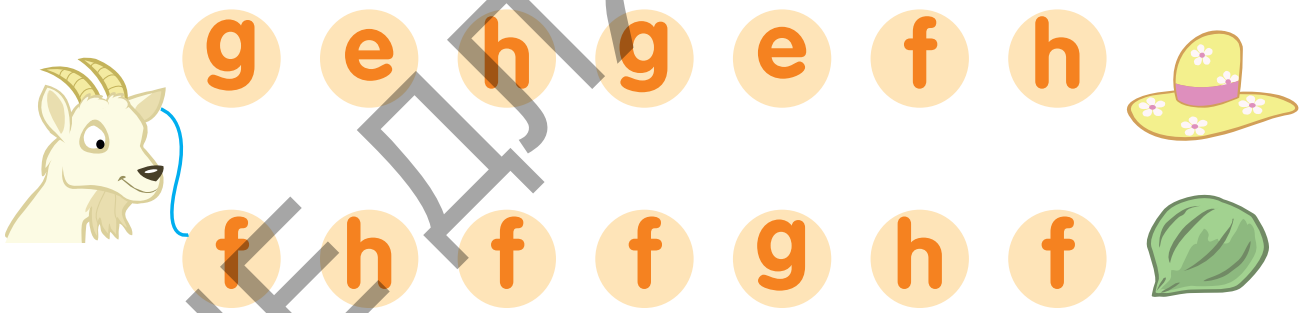

4 Look and circle the letters *e*, *f*, *g*, *h* at the start of the words.



There's an egg with a yellow hat.
Look, the goat's got a fig.
The goat likes figs.



НЕДЛЯ ПЕЧАТИ

Property of Oxford University Press. Editing, copying and printing outside of the agreed terms is strictly prohibited

Skills time!

Lesson Five I can understand a story about the seasons.

Reading

1 Listen, point and repeat. 43


spring


summer


autumn


winter


season

2 Listen and read. 44

The Lazy Bear



It's spring in the forest. It's warm and sunny, and all the animals are awake, but Bruno the bear is still asleep. Bruno is very lazy!

Now it's summer. It's hot and there are lots of flowers. The animals are happy. But where's Bruno? Bruno is still asleep.

In the autumn, the leaves are red, yellow and orange. The animals are sleepy. They're ready for winter. But where's Bruno? Bruno is still asleep.

Now it's winter and it's snowing. But where's Bruno? Bruno is awake! "What a nice long sleep," he says.

"Oh no! It's winter!" Bruno isn't happy. He goes back to bed.



Now it's spring again. The animals play in the forest. But where's Bruno?

"Bruno!" the animals shout. Bruno is awake. He's happy now.



3 Read and answer.

1 What season is warm and sunny? spring
2 Is summer hot? _____
3 Is Bruno happy in winter? _____
4 How does Bruno feel in spring? _____

Let's learn!

In spring

НЕ ДЛЯ ПЕЧАТИ

Listening

1 Listen and draw. 45

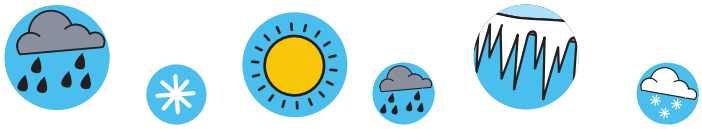

Monday	Tuesday	Wednesday	Thursday	Friday
	 rainy			

2 Look and say.



What's the weather like on Tuesday?

It's rainy on Tuesday.



Writing

3 Look at the picture. Listen and repeat. 46 Complete and answer.



A: Is it hot?

B: Yes, _____.

A: Is it rainy?

B: No, _____.

A: What season is it?

B: It's _____?

Go to Project lesson 7 to make a weather book.

ТОЛЬКО ДЛЯ ПЕЧАТИ

Unit 4 outcomes:
- identify weather words, clothes words and months of the year • ask and answer about the weather and use imperatives
- recognise and pronounce the upper- and lower-case forms of the letters *e, f, g* and *h* • read a story about seasons
- listen to and record information about the weather • talk about days and months with *in* and *on*.

Unit 4 Project

Lesson Seven I can make a book.

Think

1 What's the weather like in your town?

Autumn:	☐	cold	☐	hot	☐	rainy	☐	snowy	☐	sunny	☐ windy
Winter:	☐	cold	☐	hot	☐	rainy	☐	snowy	☐	sunny	☐ windy
Spring:	☐	cold	☐	hot	☐	rainy	☐	snowy	☐	sunny	☐ windy
Summer:	☐	cold	☐	hot	☐	rainy	☐	snowy	☐	sunny	☐ windy

Create

2 Make a weather book about your town. Show the four seasons.



Share

3 Share your book. Take turns.



In autumn, it's windy and rainy.

In winter, it's cold.





In spring, it's …

НЕ ДЛЯ ПЕЧАТИ

1 **Match. What do you do when it is hot?**

1 Wear sunglasses.

2 Wear a sun hat.

3 Use sun cream.

4 Seek for shade.

5 Put on a shirt.



2 **Draw. What can he do to be protected from the sun?**



НЕ ДЛЯ ПЕЧАТИ

Units 1–4 Review

Units 1–2

This is / These are

Singular	Plural
This is my pen.	**These are my** pens.
This is your pencil.	**These are your** pencils.
This is his ruler.	**These are his** rulers.
This is her book.	**These are her** books.

Questions

Is this your desk?	**Yes, it is. / No, it isn't.**
Are these your books?	**Yes, they are. / No, they aren't.**

1 Complete the conversation with information about yourself.

A: What's your name?

You: My name is _____.

A: How old are you?

You: I'm _____.

A: Where are you from?

You: _____.

2 Write the plural forms of the words.

1 bag _____

2 man _____

3 woman _____

4 door _____

5 child _____

3 Look and describe.



1 *This is a pencil.*

2 _____

3 _____

4 _____

НЕ ДЛЯ ПЕЧАТИ

Units 3–4

That is / Those are

Singular	Plural
That is my dad.	**Those are my** gloves.
That is your sister.	**Those are your** boots.
That is his grandma.	**Those are his** shirts.
That is her brother.	**Those are her** scarves.

Questions

Is that your grandpa?	**Yes, it is. / No, it isn't.**
Are those your jeans?	**Yes, they are. / No, they aren't.**

Have got

Affirmative
I've got an egg.
She's/He's got a goat.
You've got a hat.
It's got a fig.
We've got an apple.
They've got a cat.

1 **Look and answer. Who's this?**









He's my dad. _____ _____ _____

2 **Match the opposites.**

1	happy	**a**	scared
2	hot	**b**	cold
3	brave	**c**	sad
4	sunny	**d**	rainy

3 **Look and describe.**



1 That is my mum.
She's got a book.
She's happy.



2 _____
_____
_____

НЕ ДЛЯ ПЕЧАТИ

5 My free time

Scan for video and audio

Lesson One **Words:** I can understand a story containing action words.

1 Listen, point and repeat. 47

2 Listen and chant. 48


run


fly


walk


talk


ride a bike


ride a scooter

3 Look, listen and point. 49









4 Ask and answer.

Can you ride a scooter?

Yes, I can.

ЕЛЕКТРОННА ВЕРЗИЈА

1 Listen to the story again and repeat. Act. 49

2 Look and say.

Let's learn!

can't = cannot



He **can** fly.



He **can't** talk.



Can he play football?
Yes, he can.



Can he talk?
No, he can't.

3 Look and say.

1 

bicycle

2 

scooter

3 

helmet

4 

knee pads

4 Look at the poster and complete the sentences with *can* or *can't*.

Safe Riding Tips

1 

2 

- Wear a helmet and knee pads.
- Stop and check the traffic.
- Don't text or use a phone.

Let's learn!

Wear a helmet.
Don't use a phone.

1 He _____ ride a bike.
2 He _____ fly.
3 She _____ ride a scooter.
4 She _____ talk on the phone.

ЗРАЗОК ДРУКУ

1 Listen, point and repeat. 50


write


draw


sing


dance


cook

2 Listen and sing. 51

3 Sing again and do. 51

Let's sing!

I can do anything!

I can write my alphabet,
My alphabet, my alphabet.
I can write my alphabet
From A to Z.

I can do anything, anything, anything,
I can do anything, if I try.

I can draw an elephant, …
With two big ears.

I can do anything, …

I can sing this song to you, …
And make you smile.

I can do anything, …







4 Ask and answer.

Can you cook? — Yes, I can.

Can you sing? — No, I can't.

НЕ ДЛЯ ПЕЧАТИ

1 Listen, point and repeat. 52

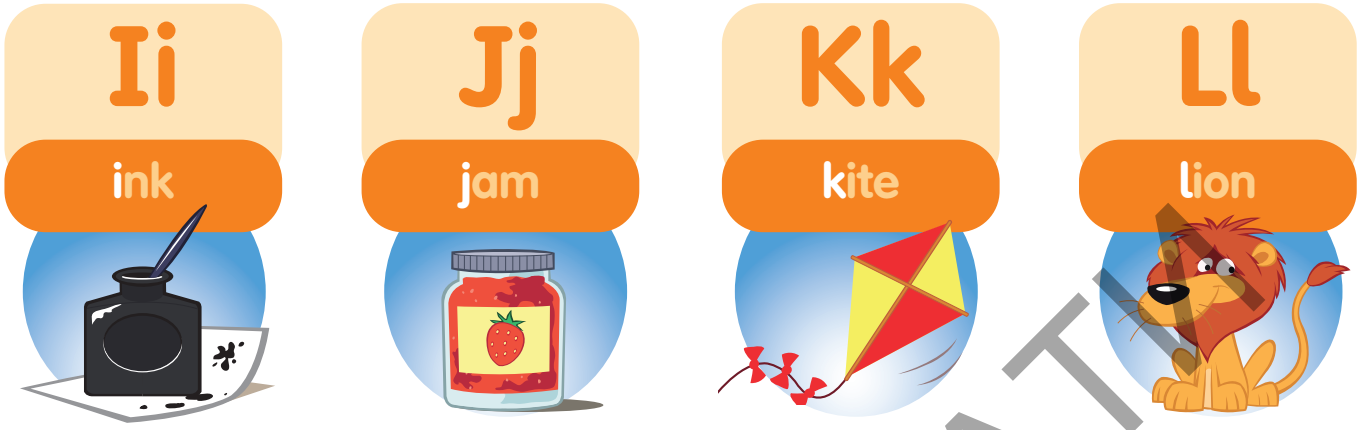

2 Listen and chant. 53

Look at the ink, i, i, ink.
Look at the jam, j, j, jam.
Look at the kite, k, k, kite.
Look at the lion, l, l, lion.

3 Listen to the sounds and join the letters. 54
What has the lion got?



4 Look and circle the letters *i, j, k, l* at the start of the words.



The lion's got some jam.
The lion's got some ink.
Look! Here is a kite.
Oops! The lion is a mess.



НЕДЛЯ ПЕЧАТИ

Skills time!

Lesson Five *I can understand a text about activities that children do and like.*

1 Listen, point and repeat. 55



help my mum | do my homework | visit my grandma | go swimming | have a music lesson | watch TV

2 Look at the pictures. Say what the children do.

3 Listen and read. 56

What do they do?



My name's Adil. After school, I do my homework. Then I go to the park. I like playing football there with my friends.



I'm Alina. I help my mum on Saturday. We go to a supermarket. We buy food there. Then we visit my grandma.





I'm Yerasyl. After school, I help my mum and dad. Then I have a music lesson here at home. I really like music.

My name's Sara. I go swimming every Monday. And every Thursday I skate in the park with my sister. Do you like skating?



4 Read and circle.

1 Adil **do** /**does** his homework.
2 Alina **help** / **helps** her mum.
3 Yerasyl **have** / **has** a lesson.
4 Sara **go** / **goes** to the park.

Let's learn!

I help
You swim
He do**es**
She skate**s**
It go**es** / play**s**
We have
They like

НЕ ДЛЯ ПЕЧАТИ

Listening

1 Listen and tick (✔) or cross (✘). 57



Speaking

2 Look at the pictures in exercise 1. Point and say.

Read a book.

Play ...

Ride a bike.

3 Ask and answer.



When do you play football?

I play football on Monday.



Go to Project lesson 7 to make a calendar.

Unit 5 outcomes:
• identify action verbs • make sentences with *can* and *can't* • recognise and pronounce the upper- and lower-case forms of the letters *i, j, k* and *l* • identify free time activities • read a class poster and match children with their activities • say what I can do and like.

НЕ ДЛЯ ПЕЧАТИ

Unit 5 Project

Lesson Seven I can make a calendar.

Think

1 What do you like doing? Complete the table.

cook dance do my homework draw go swimming
listen to music play football ride a bike read a book
run sing skate walk watch TV write

Monday	Tuesday	Wednesday	Thursday	Friday	Saturday	Sunday

Create

2 Make a calendar with your free time activities. Use words and pictures.



Share

3 Share your calendar. Take turns.



I play football on Monday and Friday.

I go swimming on Saturday.



НЕ ДЛЯ ПЕЧАТИ

1 Listen and read. 58

This is a bike. It is red.
It has got big wheels.



Let's learn!

This is a scooter.
This is a a swing.



This is a scooter. It is blue.
This scooter has got two small wheels.

These are skates. They are blue.
They have got four wheels.





This is a swing. It has got blue and yellow seats. It's for two children.

2 Listen and read. 59

Let's write a story.

Good idea!

Let's learn!

Use capital letters at the beginning of a sentence and a period at the end.
Let's write a story**.**

Use an exclamation mark if you are happy.
Good idea**!**

3 Look and say.

Let's read a book!





Good idea!







НЕ ДЛЯ ПЕЧАТИ

6 Health

Scan for video and audio

Lesson One **Words:** I can understand a story about parts of the body.

1 Listen, point and repeat. 60



2 Listen and chant. 61

3 Look, listen and point. 62



4 Point to your body.

This is my nose.

НЕ ДЛЯ ПЕЧАТИ

1 Listen to the story again and repeat. Act. 62

2 Look and say. Then look and circle.

Let's learn!

I've got two arms.



one arm



two arms



1 ears / ear



2 arm / arms



3 legs / leg



4 hands / hand

3 Look and say.



Let's learn!

This / These (→)
That / Those (⟶)



This is my nose.



These are my arms.



That's his nose.



Those are his arms.

4 Talk to your friends.



This is my mouth.

These are my arms.

That is your nose.

Those are your eyes.



НЕДЯЯ ПЕЧАТИ

1 Listen, point and repeat. 63


rice

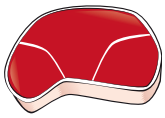
meat


carrots


yogurt


fish

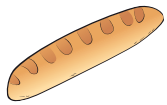
bread


milk


juice


water


hot chocolate


tea

2 Listen and sing. 64

3 Sing again and do. 64

Let's learn!

one carrot, two carrots
one apple, two apples
one egg, two eggs
some bread
some milk
some fish
some juice

Let's sing!

Drink your milk!

Eat your figs and drink your milk,
Drink your milk,
Drink your milk.
Eat your figs and drink your milk.
Don't be late for school!

Eat your bread and drink your juice,
Drink your juice,
Drink your juice.
Eat your bread and drink your juice,
Don't be late for school!

Here's your water,
here's your bag, …



4 Ask and answer.

Do you want a carrot?

No, thanks. I want some bread.

Do you want some milk?

НЕ ДЛЯ ПЕЧАТИ

1 Listen, point and repeat. 65

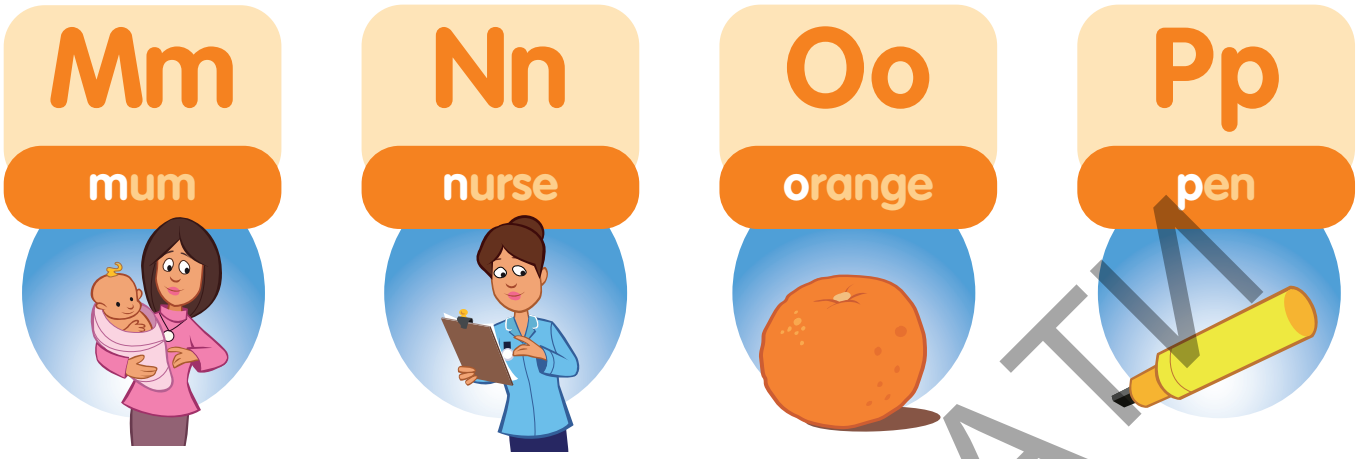

2 Listen and chant. 66

This is my mum, m, m, mum.
This is my nurse, n, n, nurse.
This is my orange, o, o, orange.
This is my pen, p, p, pen.

3 Listen to the sounds and join the letters. 67
What has the nurse got?



4 Look and circle the letters *m, n, o, p* at the start of the words.



My mum is a nurse.
She's got an orange and a pen.
She can eat the orange.
She can write with the pen.



НЕДЛЯ ПЕЧАТИ

Skills time!

Lesson Five *I can understand a text about my favourite food.*

Words

1 Listen and point. 68

2 Say which foods on the menu you like.

Let's learn!

I like fish **and** rice.
I like juice, **but** I don't like tea.

The Family and Friends Café

Food

Meat
Fish
Rice
Eggs
Carrots
Bread
Yogurt
Apple

Drinks

Juice
Water
Hot chocolate
Milk
Tea



Sabina

I like meat and rice.
My favourite food is yogurt.
What's your favourite food, Zara?

My favourite food is fish.
I like rice, but I don't like meat.



Zara

3 Complete the sentences with *and* or *but*.

1 I like carrots _____ eggs.
2 I don't like juice, _____ I like hot chocolate.
3 I don't like milk _____ tea.
4 I like meat, _____ don't like fish.

Let's learn!

Place a comma (,) before **but** when it connects two sentences.

4 Discuss which foods on the menu you like and don't like.

My favourite food is …

I like …
I don't like …

НЕ ДЛЯ ПЕЧАТИ

Lesson Six I can understand, ask and answer about my favourite food.

Listening

1 Look, listen and point. 69

1 
sandwich

2 
grapes

3 
ice cream

4 
cherries

2 Listen and draw ☺ or ☹. 70



1 
2 
3 
4 
5 
6 

Speaking

3 Ask and answer.



What's your favourite food?

My favourite food is ice cream and cherries.



Go to Project lesson 7 to make a poster of a funny character.

Unit 6 outcomes:
- identify different parts of the body • say sentences with *this, that, these* and *those* • recognise and pronounce the upper- and lower-case forms of the letters *m, n, o* and *p* • identify types of food and drink • understand a menu • listen for specific information about favourite food.

Unit 6 Project

Lesson Seven I can make a poster.

Think

1 **Think about a funny character. What does it look like?**

Body parts: ☐ arms ☐ ears ☐ eyes ☐ eyebrows ☐ face
☐ feet ☐ fingers ☐ hands ☐ legs ☐ mouth
☐ nose ☐ shoulders

Size: ☐ big ☐ small

Colours: _____ _____ _____ _____

Create

2 **Make a poster of a funny character. Use your imagination.**



Share

3 **Share your poster. Take turns.**



These are her hands. They're big.

This is her nose. It's purple.

This is his mouth. It's orange.

These are his …



НЕ ЗА ПЕЧАТИ

1 Tick (✔) what you can do to be fit.


ride a bike


ride a scooter


draw


sing


dance


cook


visit my grandma


go swimming


have a music lesson


watch TV

2 Complete the calendar with ideas on how to keep fit.

WEEKLY PLANNER

Monday	Tuesday	Wednesday
Thursday	**Friday**	**Weekend**

НЕ ДЛЯ ПЕЧАТИ

7 Buildings

Scan for video and audio

Lesson One **Words:** I can understand a story about a party.

1 Listen, point and repeat. 71


chocolate


balloon


present

2 Listen and chant. 72


cake



card


mask

3 Look, listen and point. 73









4 Ask and answer.

What do you like at birthday parties?

I like birthday presents.

НЕ ДЛЯ ПРОДАЖУ

Lesson Two **Grammar:** I can talk about who things belong to.

1 Listen to the story again and repeat. Act. 73

2 Look and say.

Let's learn!

aren't = are not



This is **her** present.



These are **his** balloons.



Are these her presents? **Yes, they are.**



Are these his chocolates? **No, they aren't.**

3 Look and tick once (✔) for *This is …* or tick twice (✔✔) for *These are …* Then say.

1



2



3



4 Look, write and say.



café



playground



shopping centre



swimming pool



cinema

This is a café.

5 Talk with friends.

Let's have a birthday party at the swimming pool.

НЕ ДЛЯ ПЕЧАТИ

1 Listen, point and repeat. 74

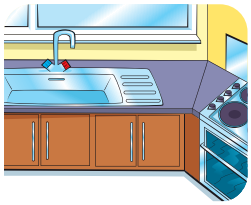
kitchen


living room


dining room

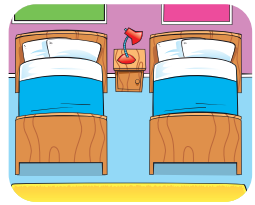
bedroom


bathroom

2 Listen and sing. 75

3 Sing again and do. 75

Let's sing!

Come into my house

Come into my house.
What can you see?
Upstairs and downstairs,
Come, follow me.

Go through the door.
Go upstairs.
What's in my bedroom?
Four teddy bears.

Go through the door.
Go downstairs.
What's in the dining room?
Table and chairs.

Come into my house ...

4 Look and write how many. ____ rooms ____ teddy bears ____ chairs

НЕ ДЛЯ ДРУКУ

1 Listen, point and repeat. 76

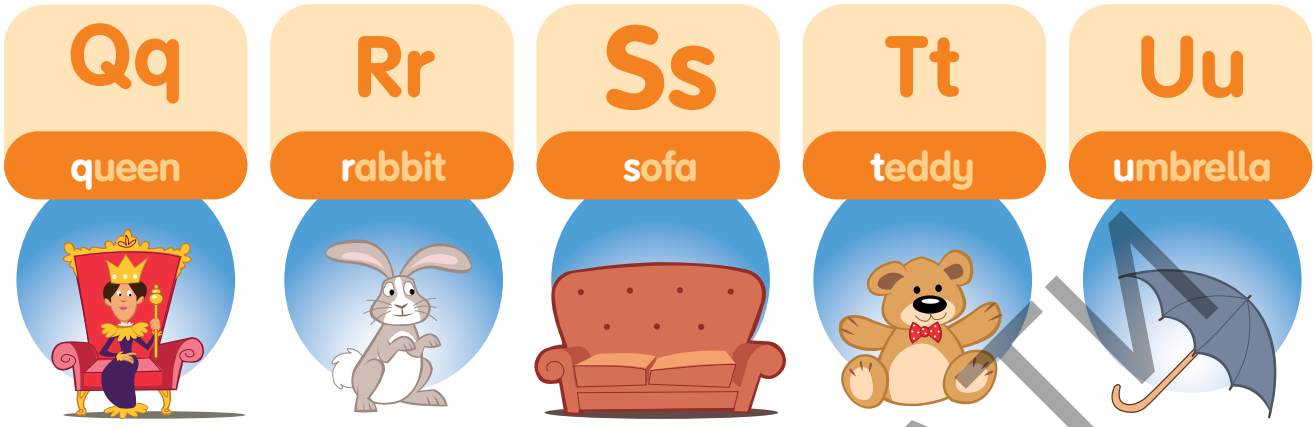

2 Listen and chant. 77

Where is the queen? Q, q, queen.
Where is the rabbit? R, r, rabbit.
Where is the sofa? S, s, sofa.
Where is the teddy? T, t, teddy.
Where is the umbrella? U, u, umbrella.

3 Listen to the sounds and join the letters. 78
What has the queen got?



t s q t r r t
q r u s u q u
s u t q t s r



4 Look and circle the letters *q, r, s, t, u* at the start of the words.

The queen is on the sofa.
The queen has got a rabbit.
The teddy is on the sofa.
The teddy has got an umbrella.



НЕДЛЯ ЛЕЦИЯ

Skills time!

Lesson Five I can understand a text about where family members are.

Words

1 Point to three family members.
Say the words.

2 Listen and point. 79











3 Look again. Number the pictures. Write the family member.



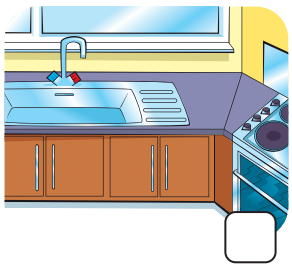





НЕ ДЛЯ ПЕЧАТИ

1 Listen and number. 80

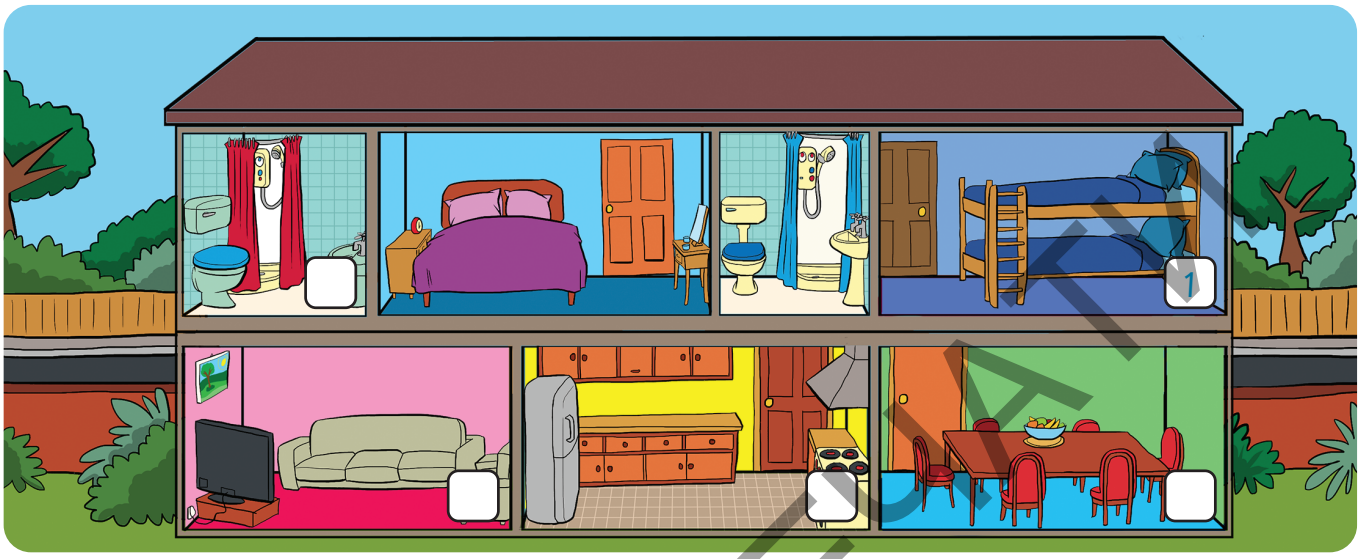

Speaking

2 Look at the picture again. Ask and answer.



How many rooms are there?

There are ...



Has it got a dining room?

Yes, it has.

Let's learn!

Numbers 1–20

1, 2, 3, 4, 5,
6, 7, 8, 9, 10,
11, 12, 13, 14, 15,
16, 17, 18, 19, 20

3 Talk about your house.



My house has got ...

There are ...



Go to Project lesson 7 to make a book about places.

Unit 7 outcomes:
• identify different birthday items and places in the home • ask and answer about family members • recognise and pronounce the upper- and lower-case forms of the letters *q*, *r*, *s*, *t* and *u* • ask and answer about where family members are.

НЕДЛЯ ПЕЧАТИ

Unit 7 Project

Lesson Seven I can make a book.

Think

1 Think about a special city. What places are there?

- ☐ airport
- ☐ café
- ☐ cinema
- ☐ house
- ☐ library
- ☐ park
- ☐ playground
- ☐ school
- ☐ shopping centre
- ☐ supermarket
- ☐ swimming pool
- ☐ _____

Create

2 Make a book about places in a city. Show many different places.



Share

3 Ask and answer about your book.



Is this a school?



Are these houses?

No, it isn't. It's a cinema.



Yes, they are.

НЕ ДЛЯ ПЕЧАТИ

1 Look, listen and point. 81



2 Listen again and tick (✔) where the bus stops. 81






3 Name some places in your town.

There's a library.

There's a park.

HEADWAY

8 My holidays

Scan for video and audio

Lesson One **Words:** I can understand a story about meeting people at a train station.

1 Listen, point and repeat. 82


long


short


blond

2 Listen and chant. 83


brown


curly


straight

3 Listen and read. 84

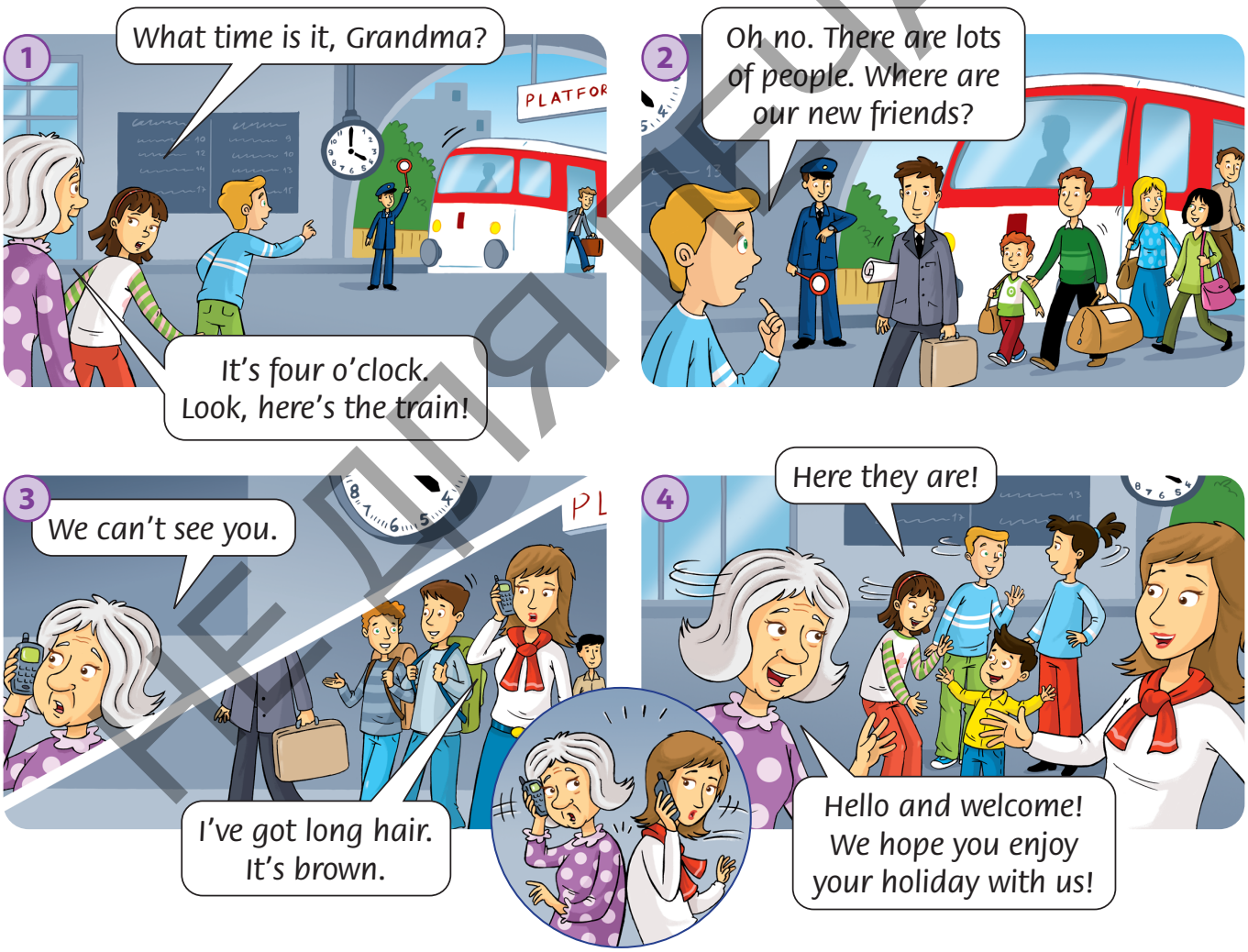

4 Ask and answer.

I've got long hair. And you?

РЕПРОДУКЦИЯ

Lesson Two **Grammar:** I can talk about what people look like using *has got* and *hasn't got*.

1 Listen to the story again and repeat. Act. 84

2 Look and say.

Let's learn!



He**'s got** short hair.
He **hasn't got** straight hair.



She**'s got** blue eyes.
She **hasn't got** brown eyes.



It**'s got** black eyes.
It **hasn't got** long hair.

he**'s got** = he **has got**
has**n't got** = has **not got**

3 Write. 's got hasn't got

1 

He 's got _____ blond hair.

2 

She _____ curly hair.

3 

It _____ blue eyes.

4 

She _____ curly hair.

4 Draw a picture of your partner. Say.

Zhasmin has got straight hair.
She hasn't got brown eyes.



НЕ ДЛЯ ПЕЧАТИ

1 Listen, point and repeat. 85


plane



taxi


helicopter


train


tram

2 Listen and sing. 86

3 Sing again and do. 86

Let's sing!

Here comes the train!


o'clock

On Platform A
Here comes the train.
It's long and red.
Here comes the train.
What's the time? What's the time?
It's three o'clock.




quarter past

On Platform B
Here comes the train.
It's short and grey.
Here comes the train.
What's the time? What's the time?
It's quarter past three.




half past

On Platform C
Here comes the train.
It's very fast.
It doesn't stop.
What's the time? What's the time?
It's half past three.






quarter to

On Platform D
Here comes the train.
It's very slow.
And it stops.
What's the time? What's the time?
It's quarter to four.

4 Point and say.

What's the time?

It's ...

НЕ ДЛЯ ПЕЧАТИ

1 Listen, point and repeat. 87

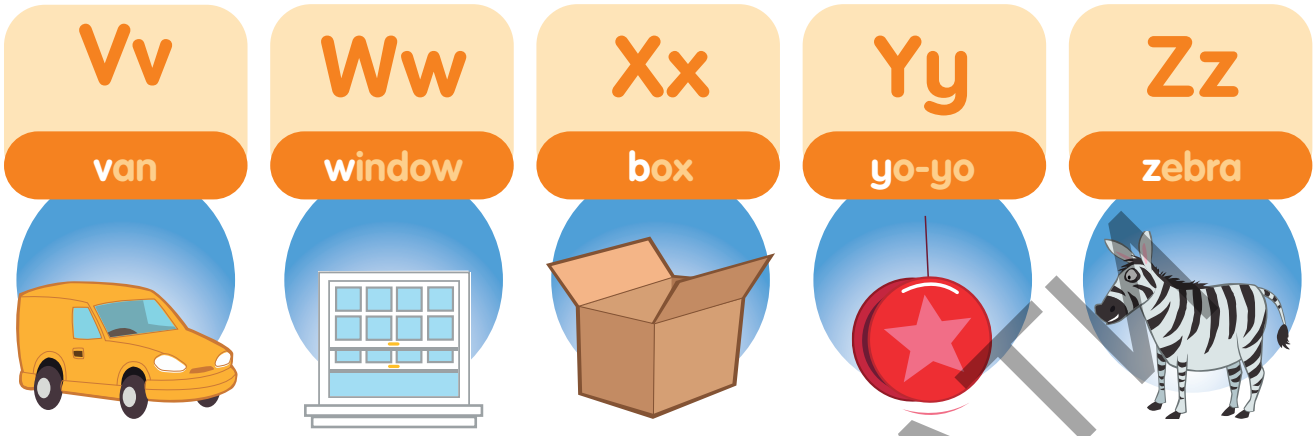

2 Listen and chant. 88

Here is a van, v, v, van.
Here is a window, w, w, window.
Here is a box, x, x, box.
Here is a yo-yo, y, y, yo-yo.
Here is a zebra, z, z, zebra.

3 Listen to the sounds and join the letters. 89
What is in the van?

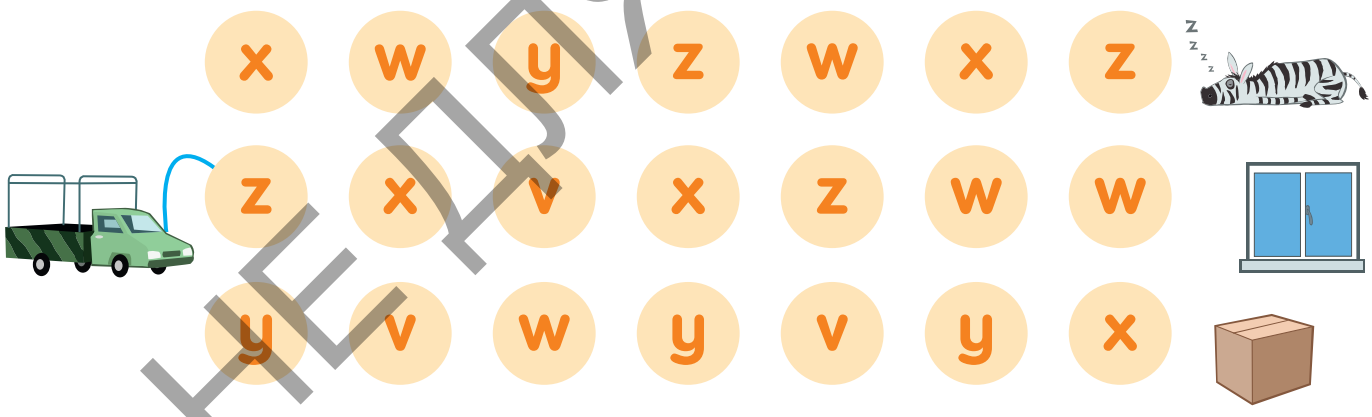

4 Look and circle the letters *v, w, x, y, z.*



Look out of the window.
What can you see?
I can see a zebra in a van.
And a yo-yo on a box.



НЕДЯЯ ЛЕЦАТ

Skills time!

Lesson Five I can understand a poem about an airport.

Reading

1 Look at the picture. What can you see? Say.

2 Listen and read. 90



3 Read again. Circle the correct word.

1 They are at the **airport** / **station**.
2 It's half past **eleven** / **two**.
3 Some people are **happy** / **tall**.
4 The boy can see **planes** / **trains**.
5 The boy's **cousins** / **friends** are here.

Let's learn!

And **and** ***but***

And connects ideas that are the same.
*Planes come **and** planes go.*

But connects ideas that are different.
*Some are short, **but** some are tall.*

4 Choose a person from the picture. Write a description. Say.

She's got straight hair and it's red.

НЕДЛЯ ПРОДАЖ

Listening

1 Listen and read. Then listen and circle. 91

Look out!

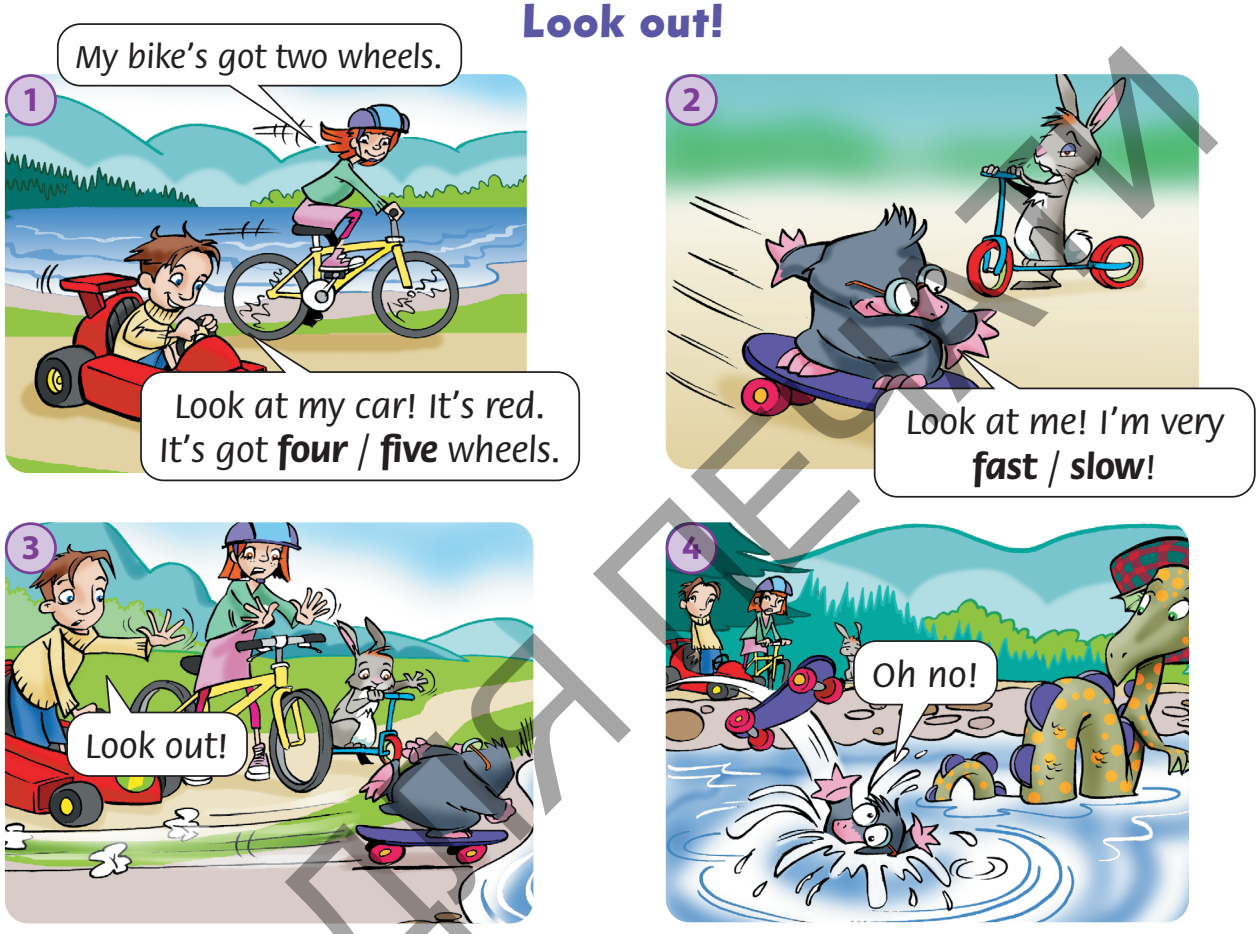

Speaking

2 Read. Play the game with a partner.



Go to Project lesson 7 to make a poster of a special transport.

Unit 8 outcomes:
- learn words for hair and different types of transport • make sentences with *has / hasn't got* to describe appearance • recognise and pronounce the upper- and lower- case forms of the letters *v, w, x, y* and *z* • read and understand a poem and find specific information
- listen to and understand a story.

THE ART OF LEARNING

Unit 8 Project

Lesson Seven I can make a poster.

Think

1 Think about a special type of transport. Describe it.

bike car helicopter plane skateboard taxi train tram van

Type of transport: _____

Colours: _____

Number of wheels: _____

Description: ☐ big ☐ small ☐ fast ☐ slow

Create

2 Make a poster of a special type of transport. Be creative.



Share

3 Share your poster. Take turns.



It's green and yellow.

It's got twelve wheels.





It's small and fast.

НЕ ДЛЯ ДРУКУ

1 Complete the sentences.

tidy spend help ~~share~~ wash



share your toys



_____ grandma



_____ your room



_____ the dishes



_____ time with family

2 Complete the quiz. Share it with a friend.

1 I help my mum.
2 I share my toys with my brother/sister.
3 I help wash the dishes.
4 I tidy my room.
5 I spend time with my family.

НЕ ДЛЯ ПЕЧАТИ

Units 5–8 Review

Units 5–6

Can / Can't

Affirmative	Negative	Interrogative	Short answers
I can run.	**I can't** run.	**Can I** run?	**Yes, I/you/he/she/it/they/we can.**
You can walk.	**You can't** walk.	**Can you** walk?	
She can ride a bike.	**She can't** ride a bike.	**Can she** ride a bike?	
He can ride a scooter.	**He can't** ride a scooter.	**Can he** ride a scooter?	**No, I/you/he/she/it/they/we can't.**
It can fly.	**It can't** fly.	**Can it** fly?	
They can sing.	**They can't** sing.	**Can they** sing?	
We can play football.	**We can't** play football.	**Can we** play football?	

1 **Look and write what people can do.**

1 

2 

3 

He can write. _____ _____ _____

2 **Write about what you *can* or *can't* do.**

Can	_____
Can't	_____

3 **Label the body parts.**

ear arm hand face nose mouth fingers eyes eyebrows shoulder



1 _____ 6 _____

2 _____ 7 _____

3 _____ 8 _____

4 _____ 9 _____

5 _____ 10 _____

НЕ ДЛЯ ПРОДАЖУ

Units 7–8

Possessive adjectives

My cake
Your mask
His chocolate
Her balloon
Its food
Their present
Our card

Have got

Negative
I haven't got long hair.
She/He hasn't got black hair.
It hasn't got curly hair.
You haven't got brown eyes.
We haven't got blue eyes.
They haven't got straight hair.

1 **Label the parts of the house.**

bedroom



2 **Write the time.**



1 _____ 2 _____ 3 _____ 4 _____

3 **Describe how they look like.**



1 She's got straight hair.
She hasn't got blue eyes.



2 _____
_____

НЕ ДЛЯ ТЕСТИ

English	Phonetic symbols	Kazakh	Russian
Unit 1			
black	/blæk/	қара	черный
blue	/bluː/	көк	синий
brown	/braʊn/	қоңыр	коричневый
class	/klɑːs/	сынып	класс
come	/kʌm/	келу; бару	приходить, подходить; идти
come on	/kʌm ˈɒn/	Алға! Жүр!	Давай! Вперед!
cousin	/ˈkʌzən/	немере аға, немере іні, немере әпке, немере қарындас	двоюродный брат, кузен; двоюродная сестра, кузина
everyone	/ˈɛvriwʌn/	әрқайсысы, бәрі,барлығы	каждый; все
fine	/faɪn/	тамаша, өте жақсы	прекрасно, отлично
from	/frɒm/	-дан -ден -тан -тен	от, из, с
fun	/fʌn/	сауық-сайран, ойын	веселье, забава
get in	/gɛt ˈɪn/	өрмелеу	залазить, забираться
Goodbye	/gʊdˈbaɪ/	Сау бол! Сау болыңыз!	До свидания!
green	/griːn/	жасыл	зеленый
grey	/greɪ/	сұр	серый
Hello	/hɛˈləʊ/	Сәлеметсің бе! Сәлеметсіз бе!	Здравствуйте!
Hi	/haɪ/	Сәлем!	Привет!
How old	/haʊ ˈəʊld/	Қаншада	Сколько лет
I'm from	/ˈaɪm frɒm/	... мен .... (ел,қала..атауы) ... мын	Я из ...
orange (adj)	/ˈɒrɪnʤ/	қызғылт сары	оранжевый
pink	/pɪŋk/	қызғылт	розовый
purple	/ˈpɜːpəl/	күлгін	фиолетовый
red	/rɛd/	қызыл	красный
sing	/sɪŋ/	ән айту, әндету	петь, напевать
some	/sʌm/	бірнеше	несколько, некоторое, количество
sorry	/ˈsɒri/	Кешіріңіз!	Простите! Мне очень жаль!
that	/ðæt/	анау	то, та, тот
those	/ðəʊz/	аналар	те
three	/θriː/	үш	три
too	/tuː/	сондай-ақ	также, тоже
white	/waɪt/	ақ	белый

НЕ ДЛЯ ПЕЧАТИ

English	Phonetic symbols	Kazakh	Russian
where	/weə/	қайда, қайдан	где; куда; откуда
who	/huː/	кім, қайсысы	кто, который
yellow	/ˈjɛləʊ/	сары	желтый
Unit 2			
bag	/bæg/	сөмке	сумка
book	/bʊk/	кітап	книга
bookcase	/ˈbʊkkeɪs/	кітәп сөресі, кітап шкафы	книжная полка, книжный шкаф
centimetre	/ˈsɛntɪˌmiːtə/	сантиметр	сантиметр
classroom	/ˈklɑːsrʊm/	сынып бөлмесі, сынып	класс
clever	/ˈklɛvə/	ақылды	умный
close (v)	/kləʊz/	жабу	закрывать
count	/kaʊnt/	санау	считать
door	/dɔː/	есік	дверь
folder	/ˈfəʊldə/	папка	папка
good	/gʊd/	жақсы	хороший
here	/hɪə/	осында	здесь
look at	/ˈlʊk æt/	көру, қарау	смотреть, взглянуть на
measure	/ˈmɛʒə/	өлшем, өлшеу	измерять, мера
metre	/ˈmiːtə/	метр	метр
millimetre	/ˈmɪlɪˌmiːtə/	миллиметр	миллиметр
OK	/ˌəʊˈkeɪ/	Жарайды!, Жақсы!	Ладно! Хорошо!
open (v)	/ˈəʊpən/	ашу	открывать
pen	/pɛn/	қалам	ручка
pencil	/ˈpɛnsəl/	қарындаш	карандаш
pencil case	/ˈpɛnsəl keɪs/	қаламсауыт	пенал
please	/pliːz/	өтінемін	пожалуйста
rubber	/ˈrʌbə/	резеңке, өшіргіш	резинка, ластик
ruler	/ˈruːlə/	сызғыш	линейка
school bag	/ˈskuːl bæg/	портфель	портфель
these	/ðiːz/	мыналар	эти
this	/ðɪs/	осы, бұл	этот, эта, это
see	/siː/	көру, қарау	видеть, смотреть
train	/treɪn/	пойыз	поезд
window	/ˈwɪndəʊ/	терезе	окно

НЕ ДЛЯ ПЕЧАТИ

English	Phonetic symbols	Kazakh	Russian
Unit 3			
about	/ə'baʊt/	туралы, қатысты	о, насчет, на тему
alphabet	/'ælfəbɛt/	әліпби	алфавит
always	/'ɔːlweɪz/	әрдайым; әрқашан	всегда
angry	/'æŋgri/	ашулы	сердитый, злой
bad	/bæd/	жаман	плохой
brave	/breɪv/	батыл, ержүрек	смелый храбрый
brother	/'brʌðə/	аға, іні	брат
cold	/kəʊld/	суық	холодный
country	/'kʌntri/	ел	страна
cry (v)	/kraɪ/	жылау	плакать
dad	/dæd/	әке	папа, отец
day	/deɪ/	күн	день
family	/'fæməli/	отбасы	семья
feelings	/'fiːlɪŋz/	көңіл	чувства
feet	/fiːt/	аяқ	ноги, ступни
find	/faɪnd/	табу	находить
follow	/'fɒləʊ/	еру	следовать
friend	/frɛnd/	дос	друг
go to sleep	/gəʊ tə 'sliːp/	ұйықтау	ложиться спать
go	/gəʊ/	жүру	идти, ехать
grandma	/'grænmɑː/	әже	бабушка
grandpa	/'grænpɑː/	ата	дедушка
happy	/'hæpi/	бақытты	счастливый
head	/hɛd/	бас	голова
hot	/hɒt/	ыстық	горячий
hug (v)	/hʌg/	құшақтасу	обнимать(ся)
ice cream	/aɪs 'əkriːm/	балмұздақ	мороженое
knee	/niː/	тізе	колено
know	/nəʊ/	білу	знать
laugh	/lɑːf/	күлу	смеяться
letters	/'lɛtəz/	әріптер	буквы
mum	/mʌm/	ана	мама
nose	/nəʊz/	мұрын	нос
play	/pleɪ/	ойнау	играть

НЕ ДЛЯ ПЕЧАТИ

English	Phonetic symbols	Kazakh	Russian
sad	/sæd/	мұңды, жабыраңқы	грустный
scared	/skeəd/	қорыққан, үріккен	напуганный
show	/ʃəʊ/	көрсету	показывать
sister	/'sɪstə/	әпке, сіңілі, қарындас	сестра
smile (v)	/smaɪl/	күлімдеу	улыбаться
snore	/snɔː/	қорылдау	храпеть
sometimes	/'sʌmtaɪmz/	кейде	иногда
stamp your feet	/stæmp jɔː 'fiːt/	аяқпен жер тебу	топать ногами
teddy	/'tɛdi/	пүліш аю	плюшевый мишка
tell	/tɛl/	айту	говорить, рассказывать
the others	/ði 'ʌðəz/	басқалары, қалғаны	остальные, другие
then	/ðɛn/	сосын, содан кейін	затем
they	/ðeɪ/	олар	они
tired	/taɪəd/	шаршаған	уставший
touch	/tʌʧ/	қол тигізу	прикасаться
umbrella	/ʌm'brɛlə/	қолшатыр	зонтик
yourself	/jɔː'sɛlf/	өзің, өзіңіз	сам, сама; себя
Unit 4			
apple	/'æpəl/	алма	яблоко
April	/'eɪprəl/	сәуір	апрель
asleep	/ə'sliːp/	ұйқыдағы	спящий
August	/'ɔːgəst/	тамыз	август
autumn	/'ɔːtəm/	күз	осень
awake	/ə'weɪk/	ояу	проснувшийся, бодрствующий
bird	/bɜːd/	құс	птица
boots	/buːts/	етік	сапоги
cat	/kæt/	мысық	кот, кошка
Catch it!	/'kæʧ ɪt/	Ұста!	Лови!
coat	/kəʊt/	пәлте	пальто
December	/dɪ'sɛmbə/	желтоқсан	декабрь
dog	/dɒg/	ит	собака
February	/'fɛbruəri/	ақпан	февраль
forest	/'fɒrɪst/	орман	лес
Friday	/'fraɪdeɪ/	жұма	пятница

НЕ ДЛЯ ПЕЧАТИ

English	Phonetic symbols	Kazakh	Russian
gloves	/glʌvz/	қолғап	перчатки
hat	/hæt/	қалпақ	шляпа
January	/ˈʤænjuəri/	қаңтар	январь
jeans	/ʤiːnz/	джинс	джинсы
July	/ʤʊˈlaɪ/	шілде	июль
June	/ʤuːn/	маусым	июнь
key	/kiː/	кілт	ключ
lazy	/ˈleɪzi/	еріншек, жалқау	ленивый
like (adv)	/laɪk/	ұқсас	как
lots of	/ˈlɒts əv/	көп, көптеген	много, множество
March	/maːʧ/	наурыз	март
May	/meɪ/	мамыр	май
Monday	/ˈmʌndeɪ/	дүйсенбі	понедельник
month	/mʌnθ/	ай	месяц
November	/nəʊˈvɛmbə/	қараша	ноябрь
October	/ɒkˈtəʊbə/	қазан	октябрь
put on	/pʊt ˈɒn/	кию	одевать
ready	/ˈrɛdi/	дайын	готовый
rainy	/ˈreɪni/	жаңбырлы	дождливый
Saturday	/ˈsætədeɪ/	сенбі	суббота
scarf	/skaːf/	шарф	шарф
season	/ˈsiːzᵊn/	жыл мезгілі	сезон, время года
September	/sɛpˈtɛmbə/	қыркүйек	сентябрь
shirt	/ʃɜːt/	көйлек	рубашка
skirt	/skɜːt/	белдемше	юбка
sleepy	/ˈsliːpi/	ұйқылы	сонный
snowy	/ˈsnəʊi/	қарлы	снежный
spring	/sprɪŋ/	көктем	весна
summer	/ˈsʌmə/	жаз	лето
Sunday	/ˈsʌndeɪ/	жексенбі	воскресенье
sun hat	/ˈsʌn hæt/	күн шляпасы	шляпа от солнца
sunny	/ˈsʌni/	Күншуақты	солнечно
Thursday	/ˈθɜːzdeɪ/	бейсенбі	четверг
Tuesday	/ˈʧuːzdeɪ/	сейсенбі	вторник
warm	/wɔːm/	жылы	теплый

НЕ ДЛЯ ПЕЧАТИ

English	Phonetic symbols	Kazakh	Russian
Wednesday	/ˈwɛnzdeɪ/	сәрсенбі	среда
wet	/wɛt/	дымқыл	влажный, мокрый
windy	/ˈwɪndi/	желді	ветрено
winter	/ˈwɪntə/	қыс	зима
year	/jɪə/	жыл	год
Unit 5			
anything	/ˈɛniθɪŋ/	бірдеңе, бір нәрсе ештеңе, ешнәрсе	что-нибудь, ничто, ничего
big	/bɪg/	үлкен, ірі	большой, крупный
boy	/bɔɪ/	ұл, бала	мальчик
can (v)	/kæn/	жасай алу, істей алу	мочь, уметь
chair	/ʧeə/	орындық	стул
cook	/kʊk/	тамақ әзірлеу	готовить
dance	/dɑːns/	билеу	танцевать
do	/duː/	жасау, орындау	делать, выполнять
do my homework	/duː maɪ ˈhəʊmwɜːk/	үй жұмысын орындау	делать домашнюю работу
draw	/drɔː/	сурет салу, сызу	рисовать, чертить
fly	/flaɪ/	ұшу	летать
go swimming	/gəʊ ˈswɪmɪŋ/	жүзумен айналысу	заниматься плаванием
go to the park	/gəʊ tə ðə ˈpɑːk/	саябаққа бару	ходить в парк
have a music lesson	/hæv ə ˈmjuːzɪk ˌlɛsən/	музыкамен айналысу	заниматься музыкой
in	/ɪn/	ішінде	в
ink	/ɪŋk/	сия	чернила
jam	/ʤæm/	тосап	варенье
kite	/kaɪt/	батпырауық	воздушный змей
lion	/ˈlaɪən/	арыстан	лев
make	/meɪk/	жасау, істеу	делать, изготавливать
meet	/miːt/	кездесу	встречать, встретиться
mess	/mɛs/	ретсіздік; тәртіпсіздік	беспорядок; путаница
nice	/naɪs/	сүйкімді, жағымды	славный, приятный, милый
school	/skuːl/	мектеп	школа
silly	/ˈsɪli/	ақымақ	глупый, нелепый
skateboard (v)	/ˈskeɪtbɔːd/	скейтборд тебу	кататься на скейтборде

НЕ ДЛЯ ПЕЧАТИ

English	Phonetic symbols	Kazakh	Russian
song	/sɒŋ/	ән	песня
toy	/tɔɪ/	ойыншық	игрушка
visit my grandma	/ˌvɪzɪt maɪ /ˈgrænmɑː/	әжеме қонаққа бару	ездить в гости к бабушке
watch TV	/wɒʧ ˌtiːˈviː/	теледидар қарау	смотреть телевизор
write	/raɪt/	жазу, жазып алу	писать, записывать
Unit 6			
arm	/ɑːm/	қол	рука
body	/ˈbɒdi/	дене	тело
bread	/brɛd/	нан	хлеб
café	café	кафе	кафе
carrots	/ˈkærəts/	сәбіз	морковь
cherries	/ˈʧɛriz/	шие	вишни
drink (v)	/drɪŋk/	ішу	пить
drinks	/drɪŋks/	сусындар	напитки
ear	/ɪə/	құлақ	ухо
egg	/ɛg/	жұмыртқа	яйцо
eyebrow	/ˈaɪbraʊ/	қас	бровь
eyes	/aɪz/	көз	глаза
face	/feɪs/	бет	лицо
fig	/fɪg/	інжір	фига; инжир
finger	/ˈfɪŋgə/	саусақ	палец
first	/fɜːst/	бірінші, алғашқы	первый
fish	/fɪʃ/	балық	рыба
food	/fuːd/	тамақ, ас	еда
goat	/gəʊt/	ешкі, теке	козел, коза
grapes	/greɪps/	жүзім	виноград
hand	/hænd/	қол	рука
hot chocolate	/hɒt ˈʧɒklət/	ыстық шоколад	горячий шоколад
I like	/aɪ laɪk/	... маған ұнайды	Мне нравится ...
juice	/ʤuːs/	шырын	сок
late	/leɪt/	кешкі; соңғы	поздний; последний
leg	/lɛg/	аяқ	нога
lunch	/lʌnʧ/	ланч	ланч
meat	/miːt/	ет	мясо

НЕ ДЛЯ ПЕЧАТИ

English	Phonetic symbols	Kazakh	Russian
menu	/ˈmɛnjuː/	мәзір	меню
milk	/mɪlk/	сүт	молоко
mouth	/maʊθ/	ауыз	рот
now	/naʊ/	қазір, енді	сейчас, теперь
point to	/ˈpɔɪnt tə/	бірдеңені, біреуді көрсету	указывать на что-либо, на кого-либо
rice	/raɪs/	күріш	рис
sandwich	/ˈsænwɪʤ/	сэндвич	сэндвич
shoulder	/ˈʃəʊldə/	иық	плечо
tea	/tiː/	шай	чай
water	/ˈwɔːtə/	су	вода
yogurt	/ˈjɒgət/	йогурт	йогурт
Unit 7			
balloon	/bəˈluːn/	әуе шары	воздушный шар
bathroom	/ˈbɑːθruːm/	жуынатын бөлме, ванна бөлмесі	ванная комната
bedroom	/ˈbɛdruːm/	жатын бөлме	спальня
birthday	/ˈbɜːθdeɪ/	туған күн	день рождения
café	café	кафе	кафе
cake	/keɪk/	бәліш; торт	пирожное; торт
card	/kɑːd/	карточка	карточка; открытка
chocolate	/ˈʧɒklət/	шоколад	шоколад
cinema	/ˈsɪnəmə/	кинотеатр	кинотеатр
dining room	/ˈdaɪnɪŋ ruːm/	асхана	столовая
downstairs	/ˌdaʊnˈsteəz/	астында, астыңғы қабатта	внизу, нижний этаж
garden	/ˈgɑːdən/	бақ, бау-бақша	сад
house	/haʊs/	үй	дом
into	/ˈɪntuː/	ішіне, ішінде	в(о), внутрь
kitchen	/ˈkɪʧən/	ас үй	кухня
living room	/ˈlɪvɪŋ ruːm/	қонақ бөлме	гостиная
mask	/mɑːsk/	бетперде	маска
on	/ɒn/	үстінде	на
party	/ˈpɑːti/	ойын-сауық кеші, мереке	вечеринка, праздник
playground	/ˈpleɪgraʊnd/	ойын алаңы	площадка
present	/ˈprɛzənt/	сыйлық	подарок

НЕ ДЛЯ ПЕЧАТИ

English	Phonetic symbols	Kazakh	Russian
queen	/kwiːn/	патшайым	королева
rabbit	/'ræbɪt/	ор қоян	кролик
shopping centre	/'ʃɒpɪŋ ˌsɛntə/	сауда орталығы	супермаркет
sofa	/'səʊfə/	диван, софа	диван, софа
swimming pool	/'swɪmɪŋ puːl/	хауыз	бассейн
through	/θruː/	арқылы	через, сквозь
upstairs	/ˌʌp'steəz/	жоғарыда, жоғарғы қабатта	наверху, верхний этаж
Unit 8			
blond	/blɒnd/	ақ сары	русый
box	/bɒks/	қорап	коробка
children	/'ʧɪldrən/	балалар	дети
curly	/'kɜːli/	бұйра	кудрявый
helicopter	/'hɛlɪkɒptə/	тікұшақ	вертолет
It's (four) o'clock.	/ɪts fɔː ə'klɒk/	сағат төрт	Четыре часа
It's half past (two).	/ɪts hɑːf pɑːst tuː/	сағат екі жарым	Половина третьего
It's quarter past (two).	/ɪts 'kwɔːtə pɑːst tuː	сағат екіден он бес минут кетті	Пятнадцать минут третьего
It's quarter to (two).	/ɪts 'kwɔːtə təː tuː/	Сағат екіге он бес минут қалды	Без пятнадцати минут три
long	/lɒŋ/	ұзын	длинный
plane	/pleɪn/	ұшақ	самолет
platform	/'plætfɔːm/	перрон	перрон
short	/ʃɔːt/	қысқа	короткий
straight	/streɪt/	тік	прямой
tall	/tɔːl/	ұзын	высокий
taxi	/'tæksi/	такси	такси
tram	/træm/	трамвай	трамвай
turn around	/tɜːn ə'raʊnd/	айналу, бұрылып қарау	развернуться, обернуться
van	/væn/	фургон; вагон	фургон; вагон
What's the time?	/wɒts ðə 'taɪm/	Сағат қанша?	Который час?
yo-yo	/'jəʊjəʊ/	йо-йо (ойыншық)	йо-йо (игрушка)
zebra	/'zɛbrə/	зебра	зебра

НЕ ДЛЯ ПЕЧАТИ